



CUSTOMER CARE

+91 81 91 006 007



PIONEER OF

**HOMOEOPATHY in
VETERINARY** SINCE 1977



GOEL VET PHARMA PVT. LTD.
SINCE 1977

GOEL VET. PHARMA PVT. LTD

A vary new approach to your veterinary clinical problems

COMPANY PROFILE



Goel Vet. Pharma Pvt. Ltd.



Introduction

In the historical city of Chittorgarh a new approach towards Homoeopathy in Veterinary as India's first & foremost concern.

Sales Network

Concern has its own sales network in ten state of India. More than 10,000 Veterinarians has used the products in more than 10 lakh animals to treat

Humble Submission

Animal health is more commercial than sentimental, hence its approach differ from human health, Economics is the key play of animal treatment, that is the reason for lot of animals are always available for slaughter because they were deprived of treatment due to owner's poor income

Advantage of Homoeopathic Veterinary Medicines

It is a need of the time and animal health to accept Homoeopathy for the cure of animal diseases, for a doctor cure is more important than the system itself hence, we have decided to introduce Homoeopathic Veterinary Medicines.



More effective



More economical.



No side effects.



No resistant factor.



Way to Clean Milk

Disclaimer : All contents in product brochure are purely conceptual and not for legal offerings. All concepts, specifications related to products in brochure are indicative and for the purpose of reference only. For the use only of a registered medical practitioner or a hospital or a laboratory.



ACHIEVEMENTS

Our Growth

We are the fastest growing Homoeopathic Veterinary Marketing Company with Ethics and responsible business practices. Trying to give ourselves a boom towards new horizons of Homoeopathic Veterinary industry.



Our Valued Customers

We value our each and every Customer, Doctor, Veterinary Professional, Farmers, Dairy People. Our esteemed customers are various members of Progressive Dairy Farmers Associations, co-operative societies of various states of India as Amul, Vita, Verka,



We Make it Happen!

Certification

We are ISO 9001:2008 Certified Marketing Company, having products manufactured by GMP CERTIFIED Manufacturing facilities.



Excellence



Trial & Tested Products

Every Single batch of our products are timely tested with in house and state of the art required Govt. Certified Laboratories. Our product are in process of continues trial in Indian Field conditions by Veterinary Doctors of various Veterinary Colleges and universities.



HOMOEOPATHY IN VETERINARY



HOMOEOPATHY

Dr. Samuel Hahnemann, the German Allopath offered the alternative system of the therapeutics 200 years ago, to fill up the therapeutic vacuum. It was a complete dark era of Medicine then. There was no knowledge of anatomy, physiology, pathology, pharmacology, surgery and microbiology at that time. Hence a new approach of "Like cures like" was introduced as HOMOEOPATHY.

PRINCIPLES OF HOMOEOPATHY



HOMOEOPATHY CURES

Homoeopathy: a system of complementary medicine in which ailments are treated by minute doses of natural substances that in larger amounts would produce symptoms of the ailment. Lot of studies says Homoeopathy cures the incurable diseases too. "Homoeopathic medicine = Energy e.g. $E=mc^2$ ".

HOMEOPATHY DOES NOT SUPPRESS IT IMPROVES THE CONSTITUTION OF PATIENT



HOMOEOPATHY IN VETERINARY

Since then the Effectiveness of Homoeopathy has been proved in a very very large number of Patients. The Same Principle has been extended to all kinds of life including Animal life.



WAY TO CLEAN MILK

Homoeopathic Veterinary Medicines may be useful in case of procurement of clean milk because it does not contain chemicals of any kind.



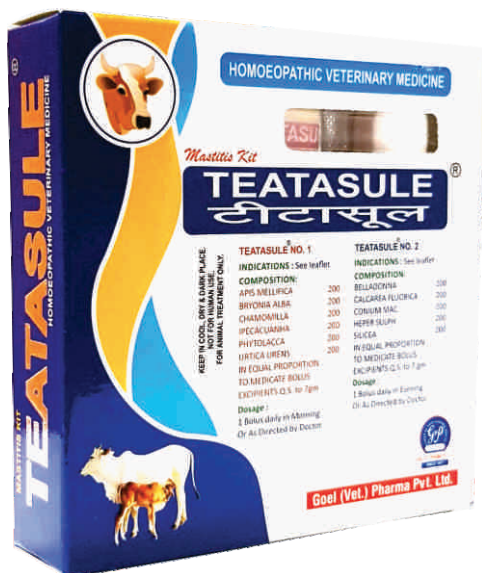


MODERN HOMOEOPATHY

...with ready to use formulations of Homoeopathic medicines for Veterinary Use. An Veterinarian can easily use the products after knowing the disease symptoms. Because for the poor farmer and field Veterinarian the cure is more important than the type of medicine. Here we are presenting the ready to use Homoeopathic Veterinary Formulations...

S No.	Product Name	Purpose	Page No.
01	Teatasule Mastitis Kit	Helpful in treatment of Acute, Sub Acute and Clinical Mastitis	01
02	Teatasule Mastitic Spray Kit	Helpful in treatment of Acute, Sub Acute and Clinical Mastitis	02
03	Teatasule Fibro Gold Kit	For reduction in fibroid & Fibro adenosis occurs due to Mastitis	05, 06, 07
04	Hit-o-gen	To induce heat in anoestrus condition	08
05	Uterogen	A multi Purpose uterine remedy	09, 10, 11, 12
06	Fertisule	For treatment of repeaters	13, 14
07	Septigo	All type of Septic Conditions	15
08	Prevento	For Heat Stroke	16
09	Milkogen	an Excellent Milk Increaser In Natural Way	17
10	Hemisept	As a supportive therapy to all respiratory disease	17
11	Mandgole	Physical irritability due to sudden change in climatic temperature	18
12	Pyrosule	To Normalise Body Temperature	19
13	R. Bloatasule	Helpful for Treatment of Indigestion Anorexia & Liver Disorders	20
14	Foomasule No. 1	For Prevention of Foot & Mouth Disease (F.M.D.)	21,
15	Foomasule No. 2	For Treatment of Foot & Mouth Disease (F.M.D.)	22
16	Diasule	All Type of Diarrhoea	23, 24
17	Wormisule	For Expulsion of all types of worms.	25
18	Stressza	An Excellent stress relieve medicine for animal.	25
19	Thuja Cream	For warts, bacterial skin infections and cold sores.	26
20	Marigold + Cream	To reduce inflammation, redness, cracks, wounds, cuts	26
21	Urigo	For UTI infection, pain during urination (Chinak)	27
22	Penta Vet	For anorexia	26
23	Thuja Wartnil Vet. Kit	A remedy for natural removal of warts.	28
24	Abortigo	For prevention of abortion, threatened abortion and related complaints.	28
25	Prolapsgo	For treatment of pre partum and post partum prolaps	28
26	Goheal Spray	For wounds due to any injury, FMD, burns etc.	28
27	Fertigo	For increase in Conception Rate.	29

MASTITIS KIT TEATASULE



TEATASULE No. 1 + TEATASULE No. 2

Helpful in treatment of Acute, Sub Acute and Clinical Mastitis

INDICATION

IN ACUTE MASTITIS, TEATASULE GIVES BETTER RESULTS EVEN WHEN GIVEN WITH ANTIBIOTIC AND INTRA MAMMARY TREATMENT.

EVEN WHEN ANTIBIOTICS THERAPY FAILS TO RELIEVE INFLAMMATION TEATASULE WORKS.

TEATASULE IS HELPFUL WHEN ACUTE MASTITIS, TURNS TO SUBACUTE NATURE AND FIBROSIS IS THREATENED. UDDER BECOME HARD AS STONE.

TEATASULE DISSOLVES THE FIBROSIS OCCURS DUE TO MASTITIS AND BRING BACK THE UDDER & TEATS TO NORMAL.

TEATASULE REGULATES PHYSIOLOGICAL FUNCTION OF MAMMARY GLAND. TEATASULE SAVES TEATS FROM BECOMING HARD, CRACKED AND D-SHAPED.

HOW TO ADMINISTER

TEATASULE No. 1 + TEATASULE No. 2 are available in Mastitis Kit TEATASULE to be administer Orally as...

HOMOEOPATHIC VETERINARY MEDICINE

TEATASULE No.1

In Acute, Sub Acute Mastitis
TEATASULE No. 1 Bolus



DOSAGE :

1 Bolus daily in Morning. Or
as directed by Veterinarian.

PRESENTATION:

2 x2 Bolus

HOMOEOPATHIC VETERINARY MEDICINE

TEATASULE No.2

Udder as Edematous but not fibrosed
TEATASULE No. 2 Bolus



DOSAGE :

1 Bolus daily in Evening. Or
as directed by Veterinarian.

PRESENTATION:

2 x2 Bolus

ADMINISTRATION:

TEATASULE Bolus No.1 & TEATASULE No.2 is to be given in Morning & Evening as mentioned. Please give directly on tongue of the animal or mixed with soft jaggary or in bread or in water.

COURSE :

Minimum 5 days to 15 days as per the infection and severity of the disease or as prescribed by Veterinarian.



SPRAY KIT TEATASULE



TEATASULE No. 1 + TEATASULE No. 2

Helpful in treatment of Acute, Sub Acute and Clinical Mastitis

INDICATION

IN ACUTE MASTITIS, TEATASULE GIVES BETTER RESULTS EVEN WHEN GIVEN WITH ANTIBIOTIC AND INTRA MAMMARY TREATMENT.

EVEN WHEN ANTIBIOTICS THERAPY FAILS TO RELIEVE INFLAMMATION TEATASULE WORKS.

TEATASULE IS HELPFUL WHEN ACUTE MASTITIS, TURNS TO SUBACUTE NATURE AND FIBROSIS IS THREATENED. UDDER BECOME HARD AS STONE.

TEATASULE DISSOLVES THE FIBROSIS OCCURS DUE TO MASTITIS AND BRING

BACK THE UDDER & TEATS TO NORMAL.

TEATASULE REGULATES PHYSIOLOGICAL FUNCTION OF MAMMARY GLAND.

TEATASULE SAVES TEATS FROM BECOMING HARD, CRACKED AND D-SHAPED.

HOW TO ADMINISTER

TEATASULE No. 1 + TEATASULE No. 2 are available in Mastitis Kit TEATASULE to be administer Orally as...

HOMOEOPATHIC VETERINARY MEDICINE

TEATASULE No.1

In Acute, Sub Acute Mastitis
TEATASULE No. 1 Spray



DOSAGE :



10 to 20 sprays daily
in Morning.

PRESENTATION:

30 ml. in spray bottle

HOMOEOPATHIC VETERINARY MEDICINE

TEATASULE No.2

Udder as Edematous but not fibrosed
TEATASULE No. 2 Spray



DOSAGE :



10 to 20 sprays daily
in Evening.

PRESENTATION:

30 ml. in spray bottle

ADMINISTRATION:

Please spray sufficiently on the nostrils and tounge of the animal till recovered. or as directed by the veterinarian.

COURSE :

Minimum 5 days to 15 days as per the infection and severity of the disease or as prescribed by Veterinarian.





HOMOEOPATHIC VETERINARY MEDICINE

TEATASULE No.1

In Acute, Sub Acute Mastitis

TEATASULE No. 1 Bolus

PHARMACODYNAMICS

Apis Mellifica :-

for symptoms of redness, swelling, stinging, itching.

Bryonia Alba :-

Inflammation of breasts, with suppression of flow of milk. With cows: painful swelling of udder. Lumps, indurations and inflammation of mammae, with diminished or retarded secretion of milk. Also helpful in Abdominal pain, Acute back spasms, Sciatica, Colic, Coughs, Fevers with Chills, Gas, heartburn, indigestion, Headaches, Flu with aches and pains, Sprains, pulled ligaments.

Chamomilla :-

Breast (Mammary Glands) are tender, swollen. pain is in tolerable.

Ipecacuanha (Ipecac) :-

It is a homoeopathic remedy primarily for nausea, vomiting, gagging cough, and upset stomach; and also aids in stopping nosebleeds or bleeding from any part of the body. Where there is this steady flow of bright red blood.

Phytolacca :-

Breast; shows an early tendency to cake; is full, stony, hard and painful, especially when suppuration is inevitable; when child nurses pain goes from nipple to all over body. Mammary abscess; fistulae, gaping, angry ulcers; pus sanious, ichorous, fetid; unhealthy. Nipples, sensitive, sore, fissured.

Urtica Urens :-

It is key remedy for Allergic reactions, Anemia, Bee-stings, Burns, Itchy Skin Eruptions, Rheumatism. A remedy for agalactia and lighiasis. Profuse discharge from mucous surfaces. At first excessive swelling of the breasts, which discharged at first serum, afterwards perfect milk.

COMPOSITION :

■ Apis Mellifica 200	■ Ipecacuanha 200
■ Bryonia Alba 200	■ Phytolacca 200
■ Chamomilla 200	■ Urtica Urens 200
In Equal Proportion to medicate bolus	

HOMOEOPATHIC VETERINARY MEDICINE

TEATASULE No.2

Udder as Edematous but not fibrosed

TEATASULE No. 2 Bolus

PHARMACODYNAMICS

Belladonna :-

Complaints are associated with hot, red skin, flushed congested face, Tendency to swollen glands. There are inflammatory conditions of the breasts. Breasts become red, extremely sensitive to touch. Great induration; hard as a stone.

Calcarea Fluorica :-

Calc. fluor. is primarily used for maintaining tissue elasticity and dispersing outgrowths of hard bone. It is also good for overstretched muscles, ligaments. A powerful tissue remedy for hard stony glands, varicose and enlarged veins and malnutrition of bones. Hard knots in female breast. Induration threatening suppuration.

Conium :-

Glandular induration of stony hardness; of mammae and testicles in persons of cancerous tendency; after bruises and injuries of glands, Breasts sore, hard and painful before and during menstruation.

Hepar Sulph :-

Hepar sulph. is generally used where there is an infection in the respiratory system and skin. It is especially helpful for ailments that are accompanied by swollen glands in the neck and groin area. They also may have a high fever alternating with chills. Mammae swollen, not sensitive to touch, but she cannot walk up. Cancer of breast, with stinging burning of edges; smells like old cheese.

Silicea :-

Prescribed for sinusitis, swollen glands, inflammations of the eye, skin blemishes, bone or joint disorders, migraines and other types of headaches, back pain, toothaches and frequent colds. Hard lumps in mammae. Nipple is drawn in, like a funnel. Inflamed breast, deep red in centre, rose-colored toward periphery, swollen, hard and sensitive to touch; Mastitis.

COMPOSITION :

■ Belladonna 200	■ Hepar Sulph 200
■ Calcarea Fluorica 200	■ Silicea 200
■ Coniummac 200	
In Equal Proportion to medicate bolus	



CLINICAL TRIALS

TEATASULE

MASTITIS KIT

Efficacy of a Homoeopathic Complex and Antibiotics in treatment of clinical mastitic cattle in North Gujarat

Chandel B.S. Dadawala A.I. Chauhan H.C*, Parsani H.R. and Pankajkumar College of Veterinary Science & Animal Husbandry S D A U Sardarkrushinagar

Abstract:

This research is based on the field trial hence: all the treatments were randomly carried out in the field animals without selection but recorded properly. A total of 495 animals suffering from clinical mastitis were used for the study. All the animals were categorized according to their clinical conditions of udder as oedematous but not fibrosed, fibrosed, bloody milk and watery milk. All the affected animals had either one or more than one quarters involved. All the animals were basically treated with higher antibiotics with little success, therefore 361 animals out of 495 were treated with Teatasule homoeopathic medicine along with higher antibiotics as routine and rest 134 animals were considered as control but treated only with antibiotics. Out of 361 treated cases of clinical mastitis 345 (95.56%) cases recovered completely. All the animals in this treated group provided more than 90% recovery rate. Maximum recovery was recorded in the cases having watery milk and mostly one or two quarters were affected followed by oedematous and non fibrosed, bloody milk and lastly fibrosed, whereas in control group except oedematous significantly lower than (50%) recovery rates were observed.

Keywords:

Homoeopathy, Clinical Mastitis, Antibiotic, Treatment, Cattle, Efficacy.

Introduction:

Mastitis is recognized as one of the costliest diseases all over the world affecting dairy animals and it is a persistent enigmatic problem in high yielding animals for years together. For over decades, antibiotic has been used to treat mastitic animals, however, it is a continuous major disease problem of the dairy industry (Smith and Hagan 1993). Mastitis is most common reason for antibiotic use in dairy cows and mastitigen have led to the development of resistance and failure of antibiotic therapy (Pachauri et al 2001). The current trends necessitate the use of alternative therapy (Homoeopathy) for the control of mastitis through enhancement of immune system of udder (Pachauri et al. 2001). Use of homoeopathy in mastitis cases, is the great benefit in food producing animals and reduces the antibiotic residue in milk and milk product. Keeping above facts in view the present study has been planned to evaluate the efficacy of Teatasule (a combination of homoeopathic drugs) along with antibiotics to treat the various clinical forms of mastitis in one group of cattle and only antibiotic therapy in another group of cattle having similar condition of udder in North Gujarat.

Materials and Methods:

This research is based on the field trial hence; all the treatments were randomly carried out in the field animals without selection but recorded properly. A total of 495 animals suffering from clinical mastitis were used for the study. All the animals were categorized according to their clinical conditions of udder as edematous but not fibrosed, fibrosed, bloody milk and watery milk. All the affected animals had either one or more than one quarters involved. All the animals had either one or more than one quarters involved. All the animals were basically treated with higher antibiotics with little success, therefore 361 animals out of 495 were Teatasule with Teatasule (Goel Vet Pharma, Chittorgarh, Rajasthan, India) a homoeopathic medicine along with higher antibiotics as routine and rest 134 animals were considered as control but treated only with antibiotics. As per schedule Teatasule has been given to treated group of animals in the morning and evening in form of liquid in a pack for 6 days. The composition of No. 1 (Used in morning) and No.2 (used in evening) has been given below. No treatment of Teatasule was given to control animals and observations were properly recorded. It was observed that in 5 animals, though the recovery was noticed but it was not complete hence, the treatment was continued for 30 days till complete recovery. The documented hypothesis for homoeopathic drug is that homoeopathic medicine used in infection are not antibiotics but similibiotics (Similar to bacteria) which is capable of producing similar symptoms in patients as produced by bacteria and hence it may promise a new hope in cases where bacteria have become resistant to each and every known antibiotics. Homoeopathy is a natural remedy to assist by stimulating body's natural defenses of recovery and can play a very vital role in successful treating of animals. One pack of Teatasule consists of two bottles i.e. Teatasule No.1 and Teatasule No.2 with different composition of homoeopathic preparation. Each was used in six divided doses of 5 ml in morning and evening respectively. The compositions of the medicines are as below. Teatasule No.1 used in the morning for 6 days. Apis mel. 200, Bryonia Alba 200, Chamomilla 200, Ipecacuanha 200, Phytolacca 200, Urtica Urens 200.

Teatasule No.2 used in the evening for 6 days.

Belladonna 200, Cal. Fluo. 200, Conium Mac. 200, Heper Sulph 200, Silicea 200 Results and Discussion Out of 361 treated cases of clinical mastitis 345 (95.56%) cases recovered completely. All the animals in this treated group provided more than 90% recovery rate. Maximum recovery was recorded in the cases having watery milk and mostly one or two quarters were affected followed by oedematous and non fibrosed, whereas in control group except oedematous significantly lower than (50%) recovery rates were observed. These recovery rates were quite higher than recovery rates reported by Pachauri et al (1994) who recorded 73.33% efficacy of homoeopathic drugs and Upadhyay et al (1995) who reported 79.41% to 84.62% efficacy of combination of homoeopathic drugs. In another study Upadhyay and Sharma (1999) reported 80.95% recovery in cases where fibrosis of udder was also present and relapsing of signs were not noticed till next 30 days.

Acknowledgment:

The Authors are thankful to Goel Vet Pharma, Chittorgarh Rajasthan for providing medicines free of cost. Thanks are also due to Farmers and field Veterinarians of North Gujarat region for their cooperation in this study, without their support such study would have not been possible.

References:

1. Pachauri, S.P., and Rajora, V.S. (1994). Indian J. Anim. Sci, 64:31-34.
2. Pachauri, S.P. (2000). Paper presented at National Seminar on Recent Advances in Livestock Development and their Implications held at College of Veterinary Sciences, Pantnagar, March 24-25.
3. Pachauri, S.P.; Singh, S.V. and Nauriyal, D.S. (2001), Indian Vet. Med. J. 25:317-321.
4. Smith, K.L.; and Hogan, J.S. (1993). Veterinary Clinics of North America: Food Animal Practice 9:489-498.
5. Upadhyay, A.K.; Rajaora, V.S.; Pachauri, S.P.; and Gupta, G.C.; (1995). Indian Vet. Med. J. 19:65-67.
6. Upadhyay, A.K. and Sharma, S.N. (1999). Indian Vet. Med. J. 23: 71-72.



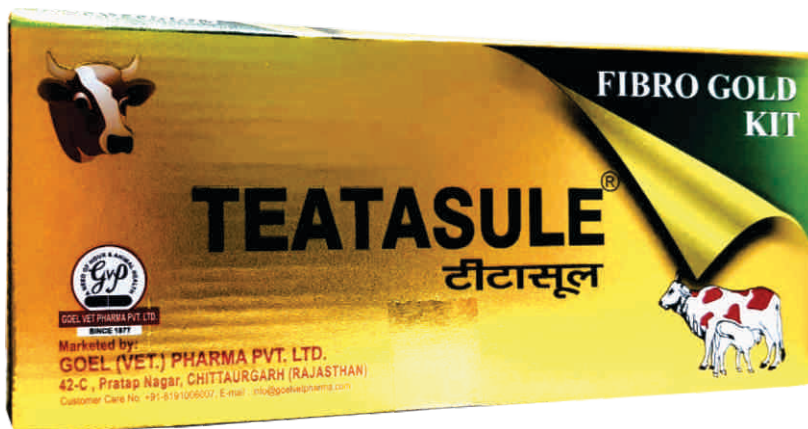
TEATASULE FIBRO GOLD KIT

**TEATASULE Fibro + TEATASULE TABS No. 1
+ TEATASULE TABS No. 2 + MARIGOLD
+ PLUS CREAM**

For reduction in fibroid & Fibro adenosis
occurs due to Mastitis

ADMINISTRATION

Please start with TEATASULE Fibro (bolus) on first two days give one bolus each in morning & evening after that from third day please give TEATASULE TABS No. 1 (tablet) 5 to 10 tab. in morning & TEATASULE TABS No. 2 (tablet) 5 to 10 tab. in evening for 20 days. Use the MARIGOLD+ PLUS Cream after Milking.



TEATASULE Fibro is to be given on first two days.

HOMOEOPATHIC VETERINARY MEDICINE

TEATASULE FIBRO

To reduce Fibroid & Fibro adenosis.

TEATASULE Fibro Bolus

DOSAGE :

1 bolus in Morning &
Evening for 2 days

PRESENTATION:

2 X 2 bolus.

COMPOSITION

- | | | | |
|--|-----|-----------|-----|
| ■ Aurum Mur. Neonatrum | 30 | ■ Silicia | 1 M |
| ■ Hydrastis Canadensis | 200 | ■ Conium | 1 M |
| In Equal proportion Q.S. to Medicate Bolus | | | |



PHARMACODYNAMICS

Aurum Muriaticum Neonatorum

treatment for Female ailments: Chronic metritis and prolapsus. Uterus fills up whole pelvis. Ulceration of neck of womb and vagina. Leucorrhoea, with spasmodic contraction of vagina. Ovaries indurated. Ovarian dropsy. Sub-involution. Ossified uterus.

Hydrastis

Canadensis works in aphthous sore mouth, ulcers, ulcerated sore throat, ozaena, etc. It is a uterine hemostatic and vasoconstrictor; metrorrhagia, especially from fibroid tumors; hemorrhages, and chronic digestive disorders.

Silicea

Prescribed for sinusitis, swollen glands, inflammations of the eye, skin blemishes, bone or joint disorders, migraines and other types of headaches, back pain, toothaches and frequent colds. Hard lumps in mammae. Nipple is drawn in, like a funnel. Inflamed breast, deep red in centre, rose-colored toward periphery, swollen, hard and sensitive to touch; Mastitis

Conium

Glandular induration of stony hardness; of mammae and testicles in persons of cancerous tendency; after bruises and injuries of glands, Breasts sore, hard and painful before and during menstruation.



TEATASULE Tabs No.1

In Acute, Sub Acute Mastitis

**DOSAGE :**

05 to 10 tablets daily in Morning.

PRESENTATION:

200 tablets.

PHARMACODYNAMICS**Apis Mellifica**

for symptoms of redness, swelling, stinging, itching.

Bryonia Alba

Inflammation of breasts, with suppression of flow of milk. With cows: painful swelling of udder. Lumps, indurations and inflammation of mammae, with diminished or retarded secretion of milk. Also helpful in Abdominal pain, Acute back spasms, Sciatica, Colic, Coughs, Fevers with Chills, Gas, heartburn, indigestion, Headaches, Flu with aches and pains, Sprains, pulled ligaments.

Chamomilla

Breast (Mammary Glands) are tender, swollen. pain is in tolerable.

Ipecacuanha (Ipecac)

It is a homoeopathic remedy primarily for nausea, vomiting, gagging cough, and upset stomach; and also aids in stopping nosebleeds or bleeding from any part of the body. Where there is this steady flow of bright red blood.

Phytolacca

Breast; shows an early tendency to cake; is full, stony, hard and painful, especially when suppuration is inevitable when child nurses pain goes from nipple to all over body. Mammary abscess; fistulae, gaping, angry ulcers; pus sanious, ichorous, fetid; unhealthy. Nipples, sensitive, sore, fissured.

Urtica Urens :-

It is key remedy for Allergic reactions, Anemia, Bee-stings, Burns, Itchy Skin Eruptions, Rheumatism. A remedy for agalactia and lighiasis. Profuse discharge from mucous surfaces. At first excessive swelling of the breasts, which discharged at first serum, afterwards perfect milk.

COMPOSITION

■ Apis Mellifica	200	■ Ipecacuanha	200
■ Bryonia Alba	200	■ Phytolacca	200
■ Chamomilla	200	■ Urtica Urens	200

In Equal Proportion to medicate tablet.

Excipients Q.S. to 500 mg.

TEATASULE Tabs No.2

Udder as Edematous but not fibrosed

**DOSAGE :**

05 to 10 tablets daily in Evening

PRESENTATION:

200 tablets.

PHARMACODYNAMICS**Belladonna :-**

Complaints are associated with hot, red skin, flushed congested face, Tendency to swollen glands. There are inflammatory conditions of the breasts. Breasts become red, extremely sensitive to touch. Great induration; hard as a stone.

Calcarea Fluorica :-

Calc. fluor. is primarily used for maintaining tissue elasticity and dispersing outgrowths of hard bone. It is also good for overstretched muscles, ligaments. A powerful tissue remedy for hard stony glands, varicose and enlarged veins and malnutrition of bones. Hard knots in female breast. Induration threatening suppuration.

Conium :-

Glandular induration of stony hardness; of mammae and testicles in persons of cancerous tendency; after bruises and injuries of glands, Breasts sore, hard and painful before and during menstruation.

Hepar Sulph :-

Hepar sulph. is generally used where there is an infection in the respiratory system and skin. It is especially helpful for ailments that are accompanied by swollen glands in the neck and groin area. They also may have a high fever alternating with chills. Mammae swollen, not sensitive to touch, but she cannot walk up. Cancer of breast, with stinging burning of edges; smells like old cheese.

Silicea :-

Prescribed for sinusitis, swollen glands, inflammations of the eye, skin blemishes, bone or joint disorders, migraines and other types of headaches, back pain, toothaches and frequent colds. Hard lumps in mammae. Nipple is drawn in, like a funnel. Inflamed breast, deep red in centre, rose-colored toward periphery, swollen, hard and sensitive to touch; Mastitis.

COMPOSITION

■ Belladonna	200	■ Hepar Sulph	200
■ Calcarea Fluorica	200	■ Silicea	200
■ Conium	200		

In Equal Proportion to medicate tablet.

Excipients Q.S. to 500 mg.



CLINICAL TRIALS

TEATASULE

FIBRO GOLD KIT

EFFICACY OF HOMOEOPATHIC DRUG (TEATASULE FIBRO GOLD KIT) IN FIBROSED MASTITIS OF DAIRY COW

*PARSANI, H. R., CHANDEL, B.S., CHAUHAN, H.C., HEMEND DAS A. LATEEF¹
COLLEGE OF VETERINARY SCIENCE & ANIMAL HUSBANDRY, SARDARKRUSHINAGAR
AGRICULTURAL UNIVERSITY, SARDARKRUSHINAGAR.

ABSTRACT :-

A study was conducted under field conditions on sixty (60) cows of variable age and lactation that were suffering from varying degrees of fibrosis due to mastitis. Animals were treated orally with homoeopathic medicine (Teatasule Fibro Gold Kit, Goel Vet Pharma Pvt. Ltd., Chittorgarh, Rajasthan, India). A recovery rate of 80.00% was achieved following oral administration of Homoeopathic medicines.

Key words :- Homoeopathy, Mastitis, Dairy cow fibrosis.

Introduction :-

Teat and udder fibrosis, a common sequel of mastitis develops so gradually that it may escape observation until most of the secretory tissues are destroyed. Fibrosis may be diffused, involving whole quarter or local varying in size from pea like lesion to bigger masses near the base of tip of the teat (Blood et al 2006). Fibrosed mastitic cows do not usually respond to conventional antibiotic therapy and the affected quarter is ultimately rendered non functional resulting in a considerable economic loss to animal owners. The present study was therefore undertaken with an objective of evaluating the extent of efficacy of homoeopathic treatment in chronic fibrosed mastitic cows.

MATERIALS AND METHODS :-

The study was conducted under field conditions on sixty cows of variable age and lactation. The cows were clinically examined and cows showing varying degrees of fibrosis either diffuse or in form of fibrotic nodules of varying size near the base of teat cistern or tip of the teat or as hard fibrous cord like structure palpated in the teat cistern were selected. All the animals were reportedly treated earlier with conventional allopathic therapy with no improvement. The animals were administered Teatasule Fibro (Composition :- Aurum Mur. Neonatrum-30; Hydrastis Canadensis-200; Silicea-1M; Conium-1M in equal proportions to medicated bolus of 7 gms excipients Q.S.) 1 bolustwice in a day, 5 tablets orally morning to each animal with Teatasule No. 1 (Composition :- Apis Mellifica - 200; Bryonia Alba - 200; Chamomilla - 200; Ipecacuanha - 200; Phytolacca - 200; Urtica Urens - 200; In equal proportion and evening with teatasule No. 2 (Composition :- Belladonna - 200' Calcaria Fluorica - 200; Conium - 200; Heper Sulph - 200; Silicea - 200; In equal proportion was also administered in same dose and route daily for 40 days. Marigold + Cream (Composition :- Calendula Officinalis Q 3% w/w, echinacea angustifolia Q 3% w/w, Millefolium Q 6% w/w, supplied in kit applied twice a day in affected parts of udder. All the animals were examined daily for signs of recovery up to 60 days. The percent recovery was calculated on the basis of clinical improvement observed following the treatment.

RESULTS AND DISCUSSION :-

A marked response to treatment was observed within a week. Flakes in certain cases started coming out of fibrosed teats on stripping and a complete recovery was achieved in 48 animals. Relapsing of the signs was not noticed in any of the recovered cases up to next 30 days. The overall efficacy of the treatment was about 80.0%

The maximum recovery rate of 80.0% observed during the present study was similar as earlier reports of Upadhyay and Sharma 1999 and Chandel et. al; 2009 who achieved a success rate of 80.95% and 93.0% respectively in treating fibrosed mastitic sows by subcutaneous administration of Calcaria flour and Silicea, while recovery rate higher than reported by Shah et al, 2019 who achieved a success rate of 75% by The maximum recovery rate of 80.0% observed during the present study was similar as earlier reports of Upadhyay and Sharma 1999 and Chandel et. al; 2009 who achieved a success rate of 80.95% and 93% respectively in treating fibrosed mastitic Variation in the results may be attributed to the difference in the routes of administration adopted. Calcaria flour is known for its ability to eliminate fibrosis (Edwad, 2002). Silicea stimulates expulsion of foreign body from tissues in chronic low grade inflammatory lesions (Day, 1992 & Shah, 2003). Calcaria flour and silicea was found highly effective in chronic cases of fibrosed mastitis by Upadhyay et. al; 1995; Upadhyay and Sharma, 1999 and Singh et. al; 2006. In light of these reports and present observation it can be inferred that combination of homoeopathic medicines (Teatasule Fibro Gold Kit, Goel Vet Pharma Pvt. Ltd., Chittorgarh, Rajasthan, India) can be effectively used in the treatment of fibrosed mastitis in cows. Although the course of treatment is protracted yet it is safe and cost effective.

REFERENCES :

- Blood, D.C., Radostits, O.M. and Henderson, J.A. 2006, Veterinary Medicine. English Language Book Society, Baillere, Tindal 451-81
Chandel, B.S., Dadawala, A.I., Chauhan, H.S, Parsani. H.R. and Pankaj Kumar 2009. Efficacy of a Homoeopathic Complex and Antibiotic in treatment of clinical mastitis in North Gujrat, Veterinary World. Vol 2(10) : 383-84
Day, C.E.I., 1992. Alternative Medicine, In Bovine Medicine, First Edn. p. 889-96
Edwad, H.R. (2002). Homeopathic Veterinary Medicine, B. Jain Publishers (P) Ltd. New Delhi. P 26-41
Shah, M. A (2003). Silicea and foreign body, Homeo Medical Times Vol. 8:59 Upadhyay, A.K. 19.65-67 and Sharma, S.P, 1999. Management of Bovine by Homeopathy. Indian Vet. Med. Jour. Vol 30:71-72
Shah, K.A.; Syed Anjum Andrabi and Syed Sumbul 2010. A study on Homeopathic Treatment of Teat Fibrosis in Bovines. Vet Sean S 5(1):57
Upadhyay, A.K., Rajora, V.S. Pachauri, S.P. and Gupta, G.C. 1995 Evaluation of Homeopathic Drugs in Bovine Mustitis Indian Vet Med. Jour Vol. 19:65-67



HIT-O-GEN

To induce heat in anoestrus condition

INDICATION :

Anoestrus condition without any pathology of genital organ.

DOSAGE :

One bolus each in morning & evening as mentioned or as per the doctor. Please wait for 3 to 15 days to get the animal in natural heat after giving "HIT-O-GEN".

PRESENTATION : 3 X 2 Bolus.

PHARMACODYNAMICS

Aletris Farionosa Frequently indicated in the complaints of women especially in those expected to haemorrhage : particularly whether it be after and Abortion or with menstruation.


Folliculinum Folliculinum is used for female disorders. Use Folliculinum when hormone imbalance causes physical and/or emotional problems. Can be used in conjunction with other health therapies for cysts and fibroids. Folliculinum is homoeopathic potency of Oestrone so can be useful when estrogen overload is causing problems.

Oophorinum (Ovarian Extract) Suffering following excision of the ovaries. CLIMACTERIC DISTURBANCES generally. Ovarian cysts.

Pituitary Gland Beneficial during times of high stress and conditions of hypoglycemia. The pituitary gland secretes growth hormone, prolactin, follicle-stimulating hormone, luteinizing hormone, thyroid-stimulating hormone, adrenocorticotrophic hormone, endorphins and other hormones. The Pituitary gland secretes hormones that in turn stimulate: growth throughout the body, adrenal gland, ovaries, uterus and breasts.

COMPOSITION

- Aletris farinosa 1 M
 - Oophorinum 1 M
 - Folliculinum 1 M
 - Pituitary Gland 1 M
- In Equal Proportions Q.S. to medicate Bolus



CLINICAL TRIALS HIT-O-GEN

Efficacy of Hit-O-Gen, A Homeopathic Preparation for management of Anoestrus in Buffaloes

Chandel B.S.1, Dadawala A.I. 2, Chauhan H. C3 Parsani H.R4 and Pankajkumar 5

College of Veterinary Science and Animal Husbandry S D Agricultural University, Sardarkrushinagar-385506

Abstract

A total of 140 buffaloes were included for the present study. All the animals were per rectally examined twice at the interval of 8-10 days for the presence of any palpable structures (Follicle or CL) on the ovaries. Out of 140 buffaloes 104 were treated with Hit-O-Gen (a combination of Homoeopathic drugs) contains Aletris Farinosa 1M, Folliculinum 1M, Oophorinum 1M, Pituitary 1M) two bolus (One in morning, one in evening) as per the instruction of the firm and other 36 buffaloes served as a control without any treatment. Out of 140 treated animals 100 (71.42%) exhibited estrus at the average interval of 8.36 days (range 4-15 days). Keywords: Anoestrus, Homeopathy, Management, Reproduction.

Introduction

The normal manifestation of reproductive behaviour following attainment of pubertal age and postpartum period in buffaloes is determined by a service well synchronized neuroendocrinal events. Any deviation or prolongation in normal physiology of gonadotrophin release and their follicular development or release of viable ovum in two consecutive examinations at 10 and 12 days apart along with the absence of periodic manifestation of estrus symptom is termed as "true anestrus" (Arthus et al., 1989) which is quite abundant (33.47%) among the other gynaecological disorders. Materials and Methods A total of 140 buffaloes were included for the present study. All the animals were per rectally examined twice at the interval of 8-10 days for the presence of any palpable structures (follicle or CL) on the ovaries. Out of 140 buffaloes 104 were treated with Hit-O-Gen two tablets (One in morning, one in evening) as per the instruction of the firm and other 36 buffaloes served as a control without any treatment. Hit-O-Gen (a combination of Homoeopathic drugs) contains Aletris Farinosa 1M, Folliculinum 1M, Oophorinum 1M, Pituitary 1M. Results and Discussion Out of 140 treated animals 100 (71.42%) exhibited estrus at the average interval of 8.36 days (range 4-15 days). Which was in accordance with the observation made by Singal (1995) with Janova tablets. The induction of estrus in the present investigation was higher than the observation made by Porwal et al (1976) with prajana (A proprietary herbal preparation) and Bhattacharya et al, (2001) with sajani capsules. Whereas Shah and Kodadli (1984) observed higher induction of estrus with different dose schedule of prajana. Mishra and Mohanty (2005) also recorded very low induction of estrus with Hit-Rit treatment in bovine anoestrus condition. The conception rate in present investigation was 78.95%. Out of 40 control animals only 8 (20%) found in estrous which was significantly low induction rate in which none conceived. Acknowledgement Authors are thankful to Goel Vet Pharma Pvt. Ltd., Chittorgarh, Rajasthan for providing medicines free of cost. Thank are also due to Farmers and field Veterinarians of north Gujarat region for their cooperation in this study, without their support such study would have not been possible.

References

1. Arthur G.H., Noares D.E. and Pearson H (1969): Veterinary reproduction and obstetrics 6th edition, Bailliere, Tailand, London.
2. Banerjee AK and Roqchoudhary R (1992): studies on the incidence of anoestrus in the murrach grade Buffalo's cows souvenir, IVRI April 8-10 !v1 adras pp 38.
3. Bhattacharya H.K, et.al.(2001): Effect in cross breed Cattle of Assam. Indian vet J. 78 (12): 1160-1161.
4. Mishra P.C. and Mohanty L.D (2005): Preliminary study on the efficacy of Hit-Rit in treatment of anoestrus condition in female bovine. IJFV, 1(01): 52-53.
5. Porwal M.L, et.al. (1976): Efficacy of different medic marts on anoestrus buffaloes. Indian vet J 53 (6) : 435-437.



UTEROGEN

A multi purpose
uterine remedy

INDICATION :

For convenient delivery
Hormone regulator
As anti-abortion
To facilitate after birth discharge i.e. Placenta
In metritis and pyometra

DOSAGE :

5 ML. three times a day Or as per severity of the disease or as directed by doctor.

PRESENTATION :

105 ML. Bottle

IN CASE OF ABORTION :

If there is any threat of abortion to the pregnant animal 4-5 dose may be given in a day till recovery this way the risk of abortion will be reduced to nil. In a very advanced or acute case dose may be given at 1/2 hourly interval, if there is a past history of abortion in that case, Uterogen is to be given a month before the days of last abortion in morning and evening for 10 days the risk will be minimized.

TO REMOVE PLACENTA :

After parturition Uterogen is to be given at one hourly interval for 4-5 hours ,the Placenta will come out by detaching itself from cotyledens. To remove after birth discharges from the uterus, Uterogen is suggested three times a day. The flow of discharges will come out with another physiological conditions of uterus to keep the animal healthy with good milk flow capacity.

IN METRITIS AND PYOMETRA :

In such conditions for first two days the doses are to be given 4 times in a day then 3 times in a day till the conditions is normal.

FOR CONVENIENT DELIVERY :

10-15 days before expected date of delivery Uterogen has to be given in morning and evening for 10 to 15 days. By doing so the delivery will be less painful and safe. Its biggest advantage is that even at high time of delivery when no one is around the animal to attend delivery the possibility of death of mother or child will be minimized. If the animal has the history of past dystocia Uterogen may be helpful in reducing the chance of dystocia.

HORMONE REGULATOR :

Uterogen is a non hormonal formulation which regulates the pregnancy. Uterogen regulates & balances the Hormone level to make the pregnancy safe. Near delivery it excites the complete process of delivery and completes the process of parturition and later produces Milking Hormone so that there is regular milk yield. Uterogen organizes the complicated process as non Hormonal motivator & catalyst. In a way that automatically Hormones are released one after another.



UTEROGEN

COMPOSITION :

Caulophyllum Thalictroides	30
Cimicifuga Racemosa (Actaea Racemosa)	30
Cantharis	30
Cinchona Officinalis	30
Pulsatilla Nigricans	30
Rhus Toxicodendron	30
Sepia	30
Sabina	30
Secale Cornutum	30
Ustilago	30
In Equal Proportions	
Alcohol Content	12% V/V
D/M Water	q.s.



PHARMACODYNAMICS

Caulophyllum

It is used primarily for problems of the uterus, such as excessive bleeding and lack of tone in the uterine muscles. The remedy is also used for rheumatic joint pains affecting the small joints, particularly if they occur in conjunction with menstruation or uterine problems.

Cimicifuga

Acts upon the nerves and uterine muscles. Cimicifuga is prescribed mostly for gynaecological problems.

Cantharis

Has had a long career in medicine and has been used for all manner of disorders. In high concentrations the irritant can be toxic, prompting abdominal cramps and burning pains in the throat and stomach, vomiting of blood, diarrhoea, kidney damage, convulsions, coma, and death. Swelling of the neck of the uterus. Miscarriage after symptoms of irritation in bowels and urinary organs. Abortion or Retained placenta with painful urination.

China

The remedy is used for exhaustion following illness or extreme fluid loss. China is also given for fever, insomnia, gastric upsets, and headaches. Painless diarrhoea (yellow, watery, brownish, undigested). Metritis after great loss of blood, or excessive coitus. Threatening miscarriage. Abortion

Pulsatilla

It is pre-eminently a female remedy. These include premenstrual tension, menstrual problems, menopausal symptoms and cystitis, with accompanying symptoms of mood swings, depression and tearfulness. It is a remedy for headaches and migraine, swollen glands, inflammation and pain in the bones and joints as in rheumatic and arthritic disorders, nosebleeds, varicose veins, mumps, measles, toothache, acne, frequent urination and incontinence.

Rush Tox

It is used to treat eczema, chilblains, cold sores, shingles, nappy rash and other conditions in which there is a dry, scaling or blistered skin. Some menstrual problems, including heavy bleeding and abdominal pains that are relieved by lying down, benefit from this remedy.

Sepia

It is used to treat Premenstrual tension, menstrual pain and heavy bleeding, infrequent or suppressed periods, menopausal symptoms such as hot flushes, and postnatal depression.

Sabina

Chronic ailments of women; arthritic pains; tendency to miscarriages, especially at third month. following abortion or premature labor; haemorrhage from uterus, Retained placenta from atony of uterus.

Secale Cor

Women of very lax muscular fibre; labor: pains irregular; too weak; feeble or ceasing; everything seems loose and open but no expulsive action; fainting. Threatened abortion especially at third month.

Ustilago

Maydis is used often for its homoeopathic remedies for the female genitalia. Common uses are for irritation of the ovaries, dark periods, nonmenstrual bleeding (passive, non-passive, string bleeding), and pain in the ovaries or the womb, which includes cramping.



CLINICAL TRIALS UTEROGEN

Prophylactic Management of Post Parturient Reproductive Disorders in Dairy Animals with Homoeopathic Uterine Tonic- UTEROGEN
Parsani H. R. and Chandel B. S. College of Veterinary Science and Animal Husbandry
S. D. Agricultural University
Sardarkrushinagar- 385 506, Gujarat, India Email:- husen46@gmail.com

ABSTRACT

The parturient period is critical for health, production and subsequent fertility of dairy animals. A trial was conducted to evaluate the efficacy of homoeopathic uterine tonic, restorative and ecobolic product Uterogen liquid (Manufactured by Goel Homoeo Pharma, Chittorgarh, Rajasthan, India) in treatment of post parturient complications in dairy animals. 10 cross bred cow suffering from retained foetal membranes were taken as treatment group I and 10 healthy animals were taken as untreated control group II. Group I was treated with homoeopathic uterine cleanser Uterogen @ 5 ml orally by syringe start after the calving one hour interval till expulsion of placenta & @ 5 ml bid orally by syringe for next five days. There was marked improvement in terms of expulsion of retained placenta, lochial discharge and time required for involution of uterus and appearance of post partum estrus in treated groups as compared to control group. The results of the study reveal that the administration of homoeopathic uterine tonic preparation is helpful in the treatment of reproductive disorders viz. Retained placenta and post partum anoestrus in cows.

Keywords: Uterogen, Ecobolic, Homoeopathic, Post Parturient Reproductive Disorder.

INTRODUCTION

Post parturient reproductive disorders are prevalent in high-producing dairy animals and require prompt diagnosis and treatment. Uterine complications have been associated with reduction of pregnancy per artificial insemination (AI), long calving interval, increased culling and economic losses (Bartlett et al., 1986; Gilbert et al., 2005; and Sheldon & Dobson 2004). Post partum period is the most critical transitory phase for health, production and subsequent fertility of dairy animals. During this period the dairy animals are exposed to high risk of infection to uterus as the anatomical barriers are breached and genitalia remains open for various days to involution (Goff and Horst 1997). Retention of placenta is one of the most common diseases in post partum period in dairy animals. Retention of placenta is a condition in which the animal fails to release the placenta 12 or 24 hours after calving. Post parturient retention of foetal membranes causes economic loss due to loss of milk and delay in involution of uterus and subsequent conception, early embryonic mortality and the problems of repeat breeding or even permanent infertility (Narasimhan and Deopurkar, 1994). Post-parturient anoestrus is a major reproductive disorder in dairy animals. Poor post partum reproductive health may prolong the post partum intervals and deteriorate conception rate in animals (Peelar et al., 1994). Fertility of a cow is vitally linked with the post partum genital status including proper involution of uterus and re-establishment of the ovarian cyclicity. It is more common problem during the puerperal period subsequent to parturition. In the absence of proper and absolute involution of the uterus in the post-parturient period, reestablishment of reproductive cycle activity may get excessively delayed. Moreover, even residual infection in the uterus may prevent the secretion of prostaglandin F2 alpha in quantity sufficient to ensure luteolysis. Many drug preparations are commonly used for uterine cleansing & initiating involution. Many herbal ecobolic preparations scientifically validated to be

efficacious in cleaning up the uterus, for increasing uterine tone and for timely involution of uterus (Singal, 1996). The beneficial effect of herbal uterine tonic-cleansing agent in induction of post-partum oestrus and in improving the reproductive efficiency in cows and buffaloes, has also been documented by (Verma et al., 1994; Khanna et al., 1996). The appropriate nutritional, diagnostic and treatment methods would undoubtedly help in alleviating these disorders. In view of the higher cost and invariable effects of hormonal therapy, the alternative approach in present scenario is non-hormonal therapy. Some homoeopathic products are thought to improve contractility of the uterine muscle and intensify the blood flow in the endometrium and help in expulsion of placenta. As a result of this the attention is now moving towards the homoeopathic formulations. The present clinical trial is designed to study the efficacy of homoeopathic uterine tonic Uterogen (Manufactured by Goel Homoeo Pharma, Chittorgarh, Rajasthan, India) in decreasing the time of expulsion of placenta and maintenance of post partum reproductive health in dairy animals.

MATERIALS AND METHOD

The research was carried out on 20 cross bred cows belonging to private dairy farm, Banaskantha district, Gujarat, India during the year 2017. The study is conducted with an aim to evaluate efficacy of homoeopathic uterine tonic Uterogen (Manufactured by Goel Homoeo Pharma, Chittorgarh, Rajasthan, India) in prevention of retained placenta, delayed involution of uterus in cows and to test its efficacy in timely estrus induction and then successful conception in lesser number of Artificial inseminations (AI's). Uterogen composition viz. Caulophyllum Thalictrifolium 30, Cimicifuga racemosa (Actaea racemosa) 30, Cantharis 30, Cinchona officinalis 30, Pulsatilla nigricans 30, Rhus Toxicodendron 30, Sepia 30, Sabina 30, Secale cornutum 30, Ustilago 30, and Alcohol 12% v/v.

Experimental design: For this study, twenty crossbred cows in their advanced pregnancy were selected and were randomly divided into two groups, each comprising 10 animals. Group I is treatment with Uterogen and group II is the untreated control.

Treatment: Untreated control group animals were not given any treatment or supplemented with any uterine tonic or cleanser or cleanser product. Treatment group I animals were prophylactically administered with homoeopathic uterine tonic product Uterogen @ 5 ml orally by syringe start after the calving one hour interval till expulsion of placenta & @ 5 ml bid orally by syringe for next five days. The dose rate of the product is chosen on the basis as per manufacturer's instruction. Being a homoeopathic based formulation, the dosage is not body weight dependent.

Parameters Studied: The efficacy was assessed on the basis of time required for expulsion of placenta (hrs), disappearance of lochial discharge (day), time required for uterine involution (days) and appearance of first post-partum heat (days).

RESULTS

The efficacy of the product was evaluated in terms of time required for expulsion of placenta, disappearance of lochial discharge, time required for involution of uterus and duration for onset of post partum oestrus.

Time required for expulsion of placenta (hrs)

After treatment with Uterogen time required for expulsion of placenta was significantly lower ($P < 0.05$) in group I (4 ± 0.20 hrs) animals as compared to the untreated control group II (9 ± 0.65 hrs).

Disappearance of lochial discharge (day)

Time required for disappearance of lochial discharge in Uterogen treated group I was 6 ± 0.25 days, which was significantly lower ($P < 0.05$) than untreated control animals of group II (12 ± 0.52 days).

Time required for uterine involution (days)



Time required for uterine involution was also significantly low ($P < 0.05$) in Uterogen treated group I (23 ± 1.29 days) animals as compared to untreated control group II (34 ± 1.13 days).

Appearance of first post-partum heat (days)

Time required for appearance of first post-partum estrus was significantly less ($P < 0.05$) in Uterogen treated group I (59 ± 0.28 days) in comparison to untreated control group II (90 ± 2.58 days).

DISCUSSION

The results of the present study are in agreement with the earlier reports on herbal formulation for its efficacy as uterine cleansing agent in expulsion of membranes, restoration of lochial discharge and involution of uterus in bovines (Walia et al., 2012). The results of the present study may be attributed to the constituent of Uterogen viz. *Caulophyllum Thalictroides* 30, *Cimicifuga racemosa* (*Actaea racemosa*) 30, *Cantharis* 30, *Cantharis officinalis* 30, *Pulsatilla nigricans* 30, *Rhus Toxicodendron* 30, *Sepia* 30, *Sabina* 30, *Secale cornutum* 30, *Ustilago* 30, and Alcohol 12% v/v and many more with documented action profile. Such homeopathic medicines are thought to improve contractility of the uterine muscle and intensify the blood flow in the endometrium and help in expulsion of placenta. Uterogen help by reducing progesterone and increasing oxytocin level with help pituitary, which stimulates and produce oxytocin hormone. Oxytocin with the help of gonotropic hormones help in expulsion and involution of genitalia. Uterogen organises the complicated process as non hormonal motivator and catalyst. Oral administration of homeopathic uterine tonic Uterogen with proven ecobolic as well as uterine cleansing and restorative actions, appears to be a safe and effective option both therapeutically and prophylactically. The product is found to be safe for animal usage and do not exert any detrimental effect on animal health.

Table

Parameters	Group I	Group II
Time required for expulsion of placenta (hrs)	$4 \pm 0.20^*$	9 ± 0.65
Disappearance of lochial discharge (days)	$5 \pm 0.25^*$	11 ± 0.42
Time required for uterine involution (days)	$23 \pm 1.29^*$	34 ± 1.13
Appearance of first postpartum Heat (days)	$59 \pm 0.28^*$	90 ± 2.58

CONCLUSION:

Manual removal of placenta can cause uterine trauma and can delay return to normal reproductive status. In retention of foetal membranes, complicated by septic metritis manual removal is not advised, since the uterus is friable, there is every possibility of trauma, bleeding, shock and death and the obstetrician may get contact dermatitis or infection, if he does not handle the cow with proper protection to the hands, so it appears very wise to allow the placenta to drop of its own accord and remove gently from the uterus 7 to 10 hours after parturition so as to prevent endometritis. The homeopathic uterine tonic preparations Uterogen was observed to be an effective uterine cleansing agent & restorative to ensure post-parturient reproductive health of dairy animals by timely expulsion of retained fetal membranes, disappearance of lochial discharge, timely uterine involution and appearance of first postpartum heat. Based on the results it can be concluded that Uterogen may be

recommended as a treatment for post partum retained placenta and as a co-therapy with parenteral antibiotics in severe cases and for timely onset of post-partum oestrus. Uterogen having extra benefits like non hormonal, no residue in milk, dose of medicine is minimum but the effect is maximum, easy for animal to take and owner to give the medicine and no possibility of drenching problem.

REFERENCES

- Bartlett, P. C.; Kirk, J. H.; Wilke, M. A.; Kaneene J. B. and Mather E. C. (1986) Metritis complex in Michigan Holstein-Friesian cattle: incidence, descriptive epidemiology and estimated economic impact, *Prev. Vet. Med.* 4: 235-48.
- Gilbert, R. O.; Shin, S. T.; Guard, C. L.; Erb H. N. and Frajblat M. (2005) Prevalence of endometritis and its effects on reproductive performance of dairy cows, *Theriogenology* 64: 1879-88.
- Goff, J. P. and Horst, R. L. (1997) Physiological changes in parturition and their relationship with metabolic disorders, *Journal of dairy science*, 80: 1260-1268.
- Khanna, S., Khurana, K. L., Tripathi, V. N. and Manuja, A. 1996. Effect of Exapar (herbal uterine cleanser and restorative) on some parameters of reproductive efficiency in buffaloes. *Indian J. Anim. Reprod.* 51:231-237.
- Narasimhan, K. S. and Deopurkar, V. L. 1994. Accidents and diseases incidental to parturition. In: Sane, C. R. and others (Eds.). *Reproduction in farm animals*. 2nd ed., Varghese Publishing House, Bombay.
- Peeler, E. J., Otte, M. J., Esslemont, R. J., 1994. Inter-relationships of periparturient diseases in dairy cows. *Vet. Rec.*, 134:129-132.
- Singal, S. P. 1996. Efficacy of Exapar in post parturient disorders with retained placenta in ovines. *Indian J. Anim. Reprod.*, 17:109-110.
- Sheldon I. M. and Dobson, H. (2004) Postpartum uterine health in cattle, *Anim. Reprod. Sci.* 82-83: 295-306.
- Verma, H. K., Singla, V. K., Sidhu, S. S. and Singh, J. 1994. Role of Replanta in post-partum anoestrus buffaloes. *Indian J. Anim. Hlth.* 33:133-134
- Walia, R.; Ravikanth, K.; Maini S and Sood, D. (2012) Therapeutic efficacy of Exapar-N in cases of postpartum gynaecological disorders in cows: a field study, *Engormix* 566.



FERTISULE

For treatment of repeaters
21 days course

INDICATION :

HELPFUL FOR BRINGING NATURAL CYCLE.
HELPFUL FOR PROPER DEVELOPMENT OF ORGANS.
HELPFUL FOR RAISING CONCEPTION RATE.
HELPFUL IN CASE OF REPEATERS.

DOSAGE :

5 TABLETS A DAY as same hour or AS DIRECTED
BY DOCTOR

PRESENTATION :

FERTISULE COURSE : 105 TABLETS
BLISTER "1" : 9 X 5 TAB.
BLISTER "2" : 12 X 5 TAB.

HOW TO ADMINISTER:

FERTISULE is 21 days course to be started from the five tablets of first day in series and then to be continued as five tablets a day as per the days mentioned on the strip. if animal falls in heat during the course of Fertisule , the course is to be continued to maintain the tonicity of the uterus for better conception. It increases the Physiological Tonicity of the Genital organs.

IMPORTANT :

If by mistake Fertisule course is given to any female in its early pregnancy even than there is no chance of abortion. there is no side effect because Fertisule is Non-Hormonal treatment. In certain cases of Repeat breeders double course is advised.

ADMINISTRATION:

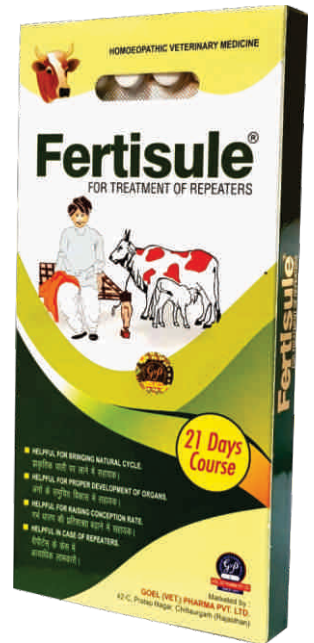
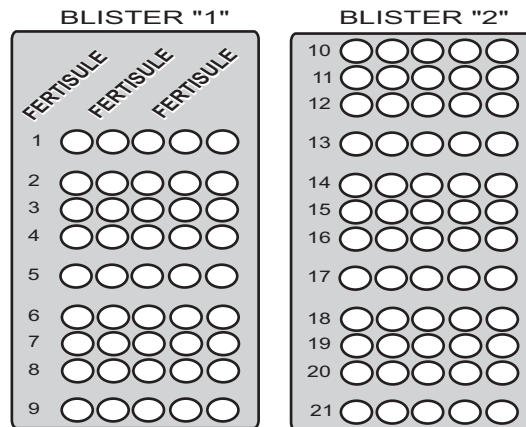
Please give the medicine directly on tongue of the animal or mixed in water with soft jaggary or in bread or in water.

COURSE :

FERTISULE may be repeated safely as per the infection and severity of the disease or as prescribed by Veterinarian.

COMPOSITION :

Aletris Farinosa	30	Borax	30	Folliculinum	30	Platinum Metallicum	30
Aurum Metallicum	30	Calcarea Phos	30	Murex Purpurea	30	Pulsatila Nigricans	30
Apis Mel	30	Colocynthis	30	Oophorinum	30	Sepia	200
In Equal Proportions To Medicate Tablet Excipients Q.S. to 500 mg.							



PHARMACODYNAMICS

Pulsatilla

Amenorrhoea. Suppressed menses from wet feet, nervous debility, or chlorosis. Tardy menses. Too late, scanty, thick, dark clotted, changeable, intermittent. Chilliness, nausea, downward pressure, painful, flow intermits.

Sepia

Pelvic organs relaxed. Bearing-down sensation as if everything would escape through vulva, must cross limbs to prevent protrusion, or press against vulva. Prolapsed of uterus and vagina.

Aurum Met

The remedy is full of rheumatic affections, not unlike such as are found in old mercurial cases; rheumatic affections with swelling of the joints; affections of the cartilages and bone, inflammation of the periosteum; thickening and induration of the periosteum. All sorts of disturbances of the sexual organs.

Apis Mellifica

Apis Mell for symptoms of redness, swelling, stinging, itching. Irritability and pain mostly stinging in ovaries.

Borax

The leucorrhoea of Borax is clear, copious and albuminous. Like all the other secretions of Borax, this, too, has an unnatural warmth or heat to it. Sterility. Distension in clitoris with sticking

Calcareo phosphorica

A mixture of the basic and several complex calcium phosphates - produced by adding dilute phosphoric acid to lime water. There are three primary factors for the development of a Calcareo phosphorica case: a) bad nutrition b) bad news c) bad weather. bone diseases; the non-union of fractured bones; anaemic states; slow or difficult convalescence after acute diseases.

Colocynthis

It is very effective for headaches, facial neuralgia, stomach pain accompanied by nausea or vomiting, severe abdominal pain that is eased by lying down with the knees drawn up, and abdominal pain with diarrhoea. Nerve pain around the kidneys or ovaries, gout, sciatica.

Folliculinum

It is made from ovarian follicle, which is folliculin, the natural hormone secreted by the ovaries and also known as oestron. Treatment is best during the transitional period of menopause in order to balance hormonal levels and cure the many accompanying symptoms.

Murex Purpurea

The symptoms of the female sexual organs are most prominent and have been clinically verified : Large cyst, suppose to be connected with l. ovary.

Ophorinum

(Ovarian Extract) Suffering following excision of the ovaries. CLIMACTERIC DISTURBANCES generally. Ovarian cysts.

Platinum

This is essentially a remedy for ailments of the female reproductive organs and nervous system. It is used for absent or heavy menstruation, vulval itching, ovarian pain.

CLINICAL TRIALS FERTISULE

A Homoeopathic treatment of Repeat-Breeding in Bovines in North Gujrat

Patel AR 1, Siddique GM 2, Chandel B.S.3, Chauhan H. C 4

College of Veterinary Science and Animal Husbandry S D Agricultural University, Sardarkrushinagar-385506

Introduction :

A repeat breeding animal is one which has normal reproductive tract with normal oestrus cycle but which does not settle even to service. The factors responsible for repeat breeding have been reviewed by Roberts (1971) and Pendre (1974). The Fertisule a Homoeopathic complex has been shown to restore normal reproduction rhythm by stimulating gonadotropin secretions in Fertisul treated animals.

Materials and Methods :

A total of 100 cross breed cattle and 85 Mehsani buffaloes were used for the study out of which 10 each (10 cross breed cows and 10 buffaloes) were kept as control with out assorting any treatment. In all the treated animal 90 cows and 75 buffaloes were treated with a combination of Homoeopathic medicines. And properly monitored for their breeding. The Fertisule tablets were fed continuously for 21 days even if the animal comes in to oestrus in between and bred, simultaneously the control animal were also monitored treated animals. The composition of Fertisule (a combination of Homoeopathic drugs) contains saturated tablets with Aletris Farinosa 30, Aurum Met. 30, Apis Mel. 30 Borex 30, calc. Phos, 30 Colocynthis 30, Folliculinum 30, Murex 30, Oophorinum 30, Platinum 30, Pulsatilla 30, Sepia 200.

Result & Discussion:

Out of 90 cows, 50 animals came into oestrus within 16 days and bred and all were found pregnant when examined perfectly after 2 months of services. Among other 40 animals 30 animals bred within a week after completion of medicine and were found pregnant when examined. Only in 8 animals the same medicine was found pregnant when examined. Only in 8 animals the same medicine was repeated and they came in to oestrus within 15 days, and bred and settled. Among control group to 10 cross breed cows none become pregnant. Out of 65 buffaloes the Fertisule was introduced in the same schedule as in cattle. All the buffaloes responded and become pregnant in single treatment schedule but not found pregnant among 10 buffaloes of control group.

Conclusion:

Thus it can be concluded that Fertisule (a combination of homoeopathic drugs) has better response in buffaloes as compared to cattle which might be due to better penetration capacity of this homoeopathic drug in buffaloes. The overall response of fertisule is very good in repeat breeding cattle and buffaloes which have no apparent sign of reproductive abnormalities. The overall response of fertisule is very good in repeat breeding cattle and buffaloes which have no apparent sign of reproductive abnormalities. The single most important factor satisfactory response is triggering of endocrine secretion which might be responsible for normal reproductive rhythm. Sane et al (1982) also emphasized that optimum balance of various hormones is absolutely necessary for the maintenance of normal pregnancy.

Acknowledgment :

The Authors are thankful to GOEL VET. PHARMA, Chittorgarh, Rajasthan for providing medicine free of cost. Thank are also due to Farmers and field veterinarians of north Gujrat region for their co-operation in this study, without support such study would have not been possible.


References :

Pandre MD (1994) Studies on the aetiology of repeat breeders syndrome in dairy Ph D thesis, Budapest.

Roberts SJC (1971), Veterinary Obstetrics and genital disease, CBS Publication and Distributors, India

Same CR, Lukfuke SN, Deshpande BR, Kakani AS, Velhanker DP, Hukari VB, and Kabogali SB, (1983) A Text Book of Reproduction in Farm Animals (Theriogenology)

Vergheze Publication House, Bombay.



SEPTIGO

Anti-Septic Remedy

INDICATION :

For all type of septic conditions. Specially when after birth discharges foul or putrid, stain yellow reddish.

DOSAGE :

5 ml. three times a day. Or as directed by Veterinarian.

PRESENTATION :

200 ml bottle

COMPOSITION :

Pyrogenium	200	Helonias	30
Pulsatilla	30	Sepia	30
Secale Cornutum	30	Silicea	30
Alcohol Content	12%v/v		
D/M WATER	Q.S.		



PHARMACODYNAMICS

Pyrogenium

It is a wonderful cure of all septic conditions that are accompanied by extreme restiveness. It has also been proved that pyrogenium is an amazing and dynamic homoeopathic antiseptic in treating septic fevers, particularly puerperal or conditions related to childbirth.

Pulsatilla

It is pre-eminently a female remedy. These include premenstrual tension, menstrual problems, menopausal symptoms and cystitis, with accompanying symptoms of mood swings, depression and tearfulness. It is a remedy for headaches and migraine, swollen glands, inflammation and pain in the bones and joints as in rheumatic and arthritic disorders, nosebleeds, varicose veins, mumps, measles, toothache, acne, frequent urination and incontinence.

Secale Cornutum

Burning, especially of internal parts. Dryness with burning; burning in the stomach and bowels; dryness and burning in the mouth and throat, the nose and air passages; burning in the lungs.

Helonias

The LEADING symptoms are anaemia, great general weakness and languor, and great lowness of spirits or profound melancholy. Loss of appetite, eructations, fullness, cramp, and painful congestion of the stomach.

Sepia

One of the most important uterine remedy act specially on the portal system with venous congestion and stasis specially in women organism . Approved remedy on SEXUAL VIBALITY

Silicea

Prescribed for sinusitis, swollen glands, inflammations of the eye, skin blemishes, bone or joint disorders, migraines and other types of headaches, back pain, toothaches and frequent colds. Hard lumps in mammae. Nipple is drawn in, like a funnel. Inflamed breast, deep red in centre, rose-colored toward periphery , swollen , hard and sensitive to touch; Mastitis



PREVENTO

For Heat Stroke

INDICATION :

Heat stroke, after foot & mouth disease, panting.

DOSAGE :

5 ml. three times a day. Or as directed by Veterinarian.

PRESENTATION :

100 ml., 200 ml bottle

COMPOSITION :

Natrum Muriaticum	30
Glonoinum	200
Natrum-Carbonicum	200
Aconitum Napellus	30
Arsenicum Album	30
Alcohol Content	12% v/v
D/M Water	Q.S.



PHARMACODYNAMICS

Natrum Muriaticum

Used in the treatment of diseases of skin, kidneys and intestines, Gastro-enteritis, and tuberculosis). scrofulous affections of children. Lymphadenitis. Lupus, eczema, varicose ulcers. A great "blood purifier and vitalizer." Potentized sea-water in weakness, lack of reaction; symptoms worse seaside. Goitre.

Glonoinum

Great remedy for congestive headaches, hyperaemia of the brain from excess of heat or cold. Glonoinum is used to treat headaches, strokes, palpitations, and sunstroke among other conditions

Natrum Carbonicum


Stimulate cellular activity and increase oxidation and metabolism. Great debility Caused by summer heat; chronic effects of sunstroke; exhaustion; anaemic; milky, watery skin; very weak ankles, are all peculiar Natrum Carbonicum conditions.

Aconitum Napellus

Aconite is an excellent remedy for sudden illness, aches, colds, coughs, sore throat, flu, chills and fever.

Arsenic Album

Indigestion, heartburn with burning. difficulty swallowing; with nausea & intense thirst vomiting simultaneous with diarrhoea. Scanty, dark, offensive stool with burning pain in anus, followed by great weakness; after eating or drinking.



MILKOGEN



COMPOSITION :

Alfalfa	30	Carbo Animalis	30
Calc Carb	30	Ashoka	12x
Phosphorus	30	Carica Papaya	12x
Lecithin	30	Five Phos	12x
Magnesium	30		

In Equal Proportion Q.S. to Medicate Tablet

PHARMACODYNAMICS

Alfalfa

Alfalfa means "father of plants". Alfalfa is rich in vitamins, minerals and other nutrients that play a vital role in the strength and growth of our bones and in the maintenance of a healthy body. It contains protein and vitamin A, vitamin B1, vitamin B6, vitamin C, vitamin E, and vitamin K. It also contains calcium, potassium, carotene, iron, and zinc.

Calcarea Carbonica

Calcarea carbonica, or calcium carbonate, is a source of calcium, one of the most abundant natural elements in the human body. Essential to cell structure and bone strength Calc. carb. is mainly used to treat slow development of bones and teeth, joint and bone pain, such as backache, slow-to-heal fractures, and painful teething in children.

Phosphorus

The chemical element phosphorus can be found in the cellular fluid of all living tissue. Phosphorus plays a vital role in the activity of the body's cells, most importantly in the transfer of genetic information. This remedy is good for digestive complaints, such as nausea and vomiting due to food poisoning or stress.

Lecithin

It is important in the vital processes of plant and animal organisms. Lecithin has a favorable influence upon the nutritive condition and especially upon the blood hence its use in anaemia and convalescence, neurasthenia and insomnia. Increasing the number of red corpuscles and amount of haemoglobin.

Magnesium

Many important enzyme systems and enzyme reaction require the mineral magnesium as an essential component - these enzyme reactions including the transfer of phosphate ions from adenosine triphosphate - ATP to the form adenosine diphosphate - ADP - with the release of a large amount of energy. All life processes require this ATPADP conversion reaction as it is the basic way in which energy is conserved and released in the cells of all living beings.

Carbo Animalis

Carbo animalis is one of the deep-acting, long-acting medicines. Acts especially upon the granular system and upon the digestive organs; on the former producing painful swellings, inflammations, indurations and ulcerations, and on the latter symptoms of a dyspeptic nature. The glandular action (often of a scirrhus nature) is its most characteristic feature. exhaustion, weakness, enervation and general aggravation.

Janosia Ashoka

Menses suppressed and irregular, pain in rear and thighs, infantile leucorrhoea, headache, palpitations, hysteria and loss of appetite.

Carica Papaya

It is an excellent tonic. It is very good for the nursing mothers. It gives the instant energy and has essential body building materials ie Vitamin B. It is very helpful for Stomach and relieves constipation.

Five Phos.

The Phosphates of five essential elements Calcium, Iron Sodium, Potassium, Magnesium, in equal proportion. The combined phosphates promoted tissue building and provide necessary nutrition to nerves, brain and bones. A general tonic for all chronically wasting diseases, anaemia, general debility and exhaustion with lack of vitality.

An Excellent Milk Increaser In Natural Way

DOSAGE :

5 Tab. two times a day for ten days or as directed by veterinarian.

PRESENTATION :

100 TAB.

INDICATION

Increases milk natural way by stimulating lactating tubules to their maximum.

No extra calcium supplementation is needed with milkogen, because it causes more assimilation of calcium from the given food to the animal.

Increased milk is maintained by milkogen course even long after the completion of course.

When decrease in milk is the after effect of some serious illness, milkogen will remove weakness of animal and restore milk to normal. When the calf dies and cows and buffallow refuse to give milk,

milkogen will help in lating down of milk, provided hormonal therapy is not given to animal.

Milkogen is a most economical and easy way for improvement in quality & quantity of milk.



HEMISEPT

COMPOSITION :

Ammonium causticum	200	Natrum Sulphuricum	200
Apis Mel	200	Phosphorus	200
Antimonium Tartaricum	200	Senega	200
Arsenicum Album	200	Alcohol Content	12% v/v
Drosera	200	Aqua base	Q.S.

INDICATION :

As a Supportive Therapy to all Respiratory Disease, Acute & Chronic Bronchitis & H.S. (Haemorrhagic Septicaemia)

DOSAGE :

5 ml. three times a day. Or as per severity of infection or directed by Doctor.

PRESENTATION :

105 ml. Bottle.



MANDGOLE

COMPOSITION :

Belladonna	200	Stramonium	200
Cuprum Metallicum	200	Veratrum Album	200
Hyoscyamus Niger	200	Cannabis Indica	200
Plumbum Metallicum	200	Alcohol Content	12% v/v
		Aqua base	Q.S.

INDICATION :

Mandgole helps in Physical irritability and body tremors.

DOSAGE :

5 ml. three times a day. Or as per severity of infection or directed by Doctor.

PRESENTATION :

105 ml. Bottle.



PYROSULE-XP

To Normalise Body Temperature

INDICATION :

Creates resistance against infection.
Relieves Muscular & Nerve pain occurring during fever.
Shortens the fever-span & time.

DOSAGE :

5 ml. three times a day. Or as directed by Veterinarian.

COMPOSITION :

Bryonia Alba	4x 2%v/v	Belladonna	3x 1%v/v
Aconite Napellus	3x 5%v/v	Purified Water	Q.S.
Rhus		Alcohol Content	12% v/v
Toxicodendron	6x 3%v/v		
Baptisia Tinctoria	3x 2%v/v		



PRESENTATION :

30 ml. Bottle.

PHARMACODYNAMICS

Arsenic Album

Indigestion, heartburn with burning, difficulty swallowing; with nausea & intense thirst vomiting simultaneous with diarrhoea. Scanty, dark, offensive stool with burning pain in anus, followed by great weakness; after eating or drinking.

ACONITUM NEPELLUS

Aconite is an excellent remedy for sudden illness, aches, colds, coughs, sore throat, flu, chills and fever.

Bryonia Alba

HELPFUL FOR: Abdominal pain, Acute back spasms, Sciatica, Colic, Coughs, Fevers with Chills, Gas, heartburn, indigestion, Headaches, Flu with aches and pains, Sprains, pulled ligaments.

Echinacea purpurea

Echinacea is regarded as an immune system booster that fortifies the body's fight against cold and flu. Furthermore, it provides additional support to the immune system after an infection.

Ferrum phos

It is used for the onset of infections and inflammations. The following are helped by it: colds that start slowly and may be accompanied by a nosebleed; slow-starting fever and dry, hacking coughs with chest pain; laryngitis; headaches.

Gelsemium

It is also used to treat acute influenza or sore throats, with weakness, limp limbs, chills, fever, headaches with double vision, and heavy, drooping eyelids.

Kali muriaticum

It is used to treat inflammation of the mucous membranes with a stringy discharge.

Natrum Sulphuricum

Complaints treated with this remedy include liver ailments such as jaundice, chest problems such as asthma and bronchitis, and head injuries.

Rush Tox

It is used to treat eczema, chilblains, cold sores, shingles, nappy rash and other conditions in which there is a dry, scaling or blistered skin. Some menstrual problems, including heavy bleeding and abdominal pains that are relieved by lying down, benefit from this remedy.

Sulphur

Digestive complaints that are helped by this remedy include a tendency to regurgitate food; indigestion that is worsened by drinking milk; vomiting and chronic diarrhea that occur early in the morning.



R. BLOATASULE

Helpful For Treatment Of Indigestion
Anorexia & Liver Disorders

INDICATION :

A multi purpose remedy for digestive problems of animal & also act as a Liver ENHANCER.

R.Bloatasule gives Magical relief in Anorexia and indigestion.

R.Bloatasule relieves, Acute and sub-Acute Tympany in a very short period.

Animal starts rumination within 2 hours after treatment of R.Bloatasule while with other treatment takes 24 hours to bring back the rumination.

In reoccurring tympany R.Bloatasule is most effective.

DOSAGE :

5 ml. three times a day. Or as directed by Veterinarian.

COMPOSITION :

Antimorium Crydymis	200	Nux Vomica	200
Senicum Album	200	Pulsatilla Nig.	200
Carbo Vegetabilis	200	Sulphur	200
Colchicum Automnale	200	All in equal	
Colocynthis	200	Alcohol Content	25% v/v
Lycopodium	200		



PRESENTATION :

30 ml. Bottle.

PHARMACODYNAMICS

Antimonium Crudum

Also helps in various gastro-intestinal conditions like dyspepsia, constipation and diarrhoea. Gastric complaints from over eating, bread and pastry, acids and alcohol. Digestion is weak. Loss of appetite. Belching and eructations, tasting of ingesta. Nausea with desire to vomit.

Arsenic Album

Indigestion, heartburn with burning. difficulty swallowing; with nausea & intense thirst vomiting simultaneous with diarrhoea. Scanty, dark, offensive stool with burning pain in anus, followed by great weakness; after eating or drinking.

Carbo veg.

It is mainly given for exhaustion, weakness, and low vitality that follows an operation or illness. Digestive problems, regardless of diet, such as gas, indigestion, and heartburn are all helped by this remedy.

Colchicum

It is also used to treat digestive disorders such as heartburn, nausea, vomiting, and diarrhoea, which are better for bending forward. Colchicum also helps heart disorders and muscle and joint complaints.

Colocynthis

It is very effective for headaches, facial neuralgia, stomach pain accompanied by nausea or vomiting, severe abdominal pain that is eased by lying down with the knees drawn up, and abdominal pain with diarrhoea. Nerve pain around the kidneys or ovaries, gout, sciatica.

Lycopodium

Alleviates digestive complaints, for example, constant nausea; vomiting; ravenous hunger followed by discomfort after eating a small amount; a distended, bloated abdomen with gas; constipation; and bleeding hemorrhoids.

Magnesia

Phosphorica is also a suitable remedy for abdominal colic. Pain at the pit of the stomach, Sharp, cutting, stabbing, shooting and stitching type of pain, coming and going like a lightning. It is anti-spasmodic remedy, useful in any spasm.

Nuxvomica

It is mainly given for extreme oversensitivity and irritability. Digestive complaints, such as indigestion, vomiting, diarrhoea with painful abdominal cramps, nausea with colic pain, constipation, and hemorrhoids that cause rectal contractions are all helped by this remedy.

Pulsatilla

It is pre-eminently a female remedy. These include premenstrual tension, menstrual problems, menopausal symptoms and cystitis, with accompanying symptoms of mood swings, depression and fedfulness. It is a remedy for headaches and migraine, swollen glands, inflammation and pain in the bones and joints as in rheumatic and arthritic disorders, nosebleeds, varicose veins, mumps, measles, toothache, acne, frequent urination and incontinence.

Sulphur

Digestive complaints that are helped by this remedy include a tendency to regurgitate food; indigestion that is worsened by drinking milk; vomiting and chronic diarrhoea that occur early in the morning.



FOOMASULE No. 1



For Prevention Of Foot & Mouth Disease (F.M.D.)

INDICATION

Foomasule No.1 is as effective as Vaccination.

Foomasule No.1 gives immunity against all strains of infections.

Foomasule No.1 develops resistance in 48 hrs. to 72 hrs.

Foomasule No.1 is effective even when segregation from diseased animals in a herd is not possible.

Foomasule No.1 prevention may be given to sick animal of other disease and also in pregnancy.

Result of Foomasule No.1 is not affected by mutation of virus.

PRESENTATION :

2 X 4 Bolus.

DOSAGE :

1 Bolus two times a day for 2 days. Or as directed by Veterinarian.

COMPOSITION :

Justicia Adhatoda	200	Rhus Toxicodendron	200
Kali Iodatum	200	Vaccino Toxinum (Variolinum)	200
Mercurius Solubilis	200	In Equal Proportion	
Natrum Phosphoricum	200	To Medicate Bolus	
Nitric Acid	200		

PHARMACODYNAMICS

Justicia Adhatoda

Highly efficacious medicine for acute catarrhal conditions of the respiratory tract. Mouth dry. Fluent profuse coryza from nose with constant sneezing. Nose is swollen with sense of obstruction. Tongue is coated white. May be given as a 'preventive' to others and the family members of the patients

Kali Iodatum

This remedy is used to treat glandular complaints, such as swollen glands associated with flu, sore throats, and prostate problems. green mucus or acrid watery discharges from the nose.

Mercurius Solubilis

The remedy is used for ulcers, particularly if they affect the gut as in ulcerative colitis; where there is diarrhoea with bleeding, and great straining to pass small amounts of mucus or blood.

Natrum Phosphoricum

It is a chief remedy for hyperacidity and ulcers in the mouth.

Nitric Acid

This remedy is used to treat splinter like pain which may appear and disappear suddenly, for example, in sore throats, mouth ulcers and thrush.

Rush Tox

It is used to treat eczema, chilblains, cold sores, shingles, nappy rash and other conditions in which there is a dry, scaling or blistered skin. Some menstrual problems, including heavy bleeding and abdominal pains that are relieved by lying down, benefit from this remedy.

Variolinum

Prophylaxis, or pro-active measures to prevent a disease from occurring, as a concept in Homoeopathy has limited application. when there is a case of an epidemic outbreak and the general symptom pattern show a homogeneity to lead us to the remedy, the so-called genus epidemicus that will help curatively as well as preventive.



FOOMASULE No. 2

For Treatment Of Foot & Mouth Disease (F.M.D.)

INDICATION

Foomasule No.2 response against all strains of infections.

Cures mouth lesions in just 24 hrs. and animal starts grazing.

The salivation is reduced to a very considerable quantity and recovery starts within 24 hrs.

The diarrhoea, fever and other F.M.D. complaints are also covered up by Foomasule No.2 Treatment.

The foot lesions also starts to dry up.

Foomasule No.2 prevents exogenous growth in between foot pads.



PRESENTATION :

2 X 4 Bolus.

DOSAGE :

1 Bolus two times a day for 2 days. Or as directed by Veterinarian.

COMPOSITION :

Arsenicum Album	200	Kali Muriaticum	200
Borax	200	Mercurius Solubilis	200
Bryonia Alba	200	In Equal Proportion	
Echinacea Purpurea	200	To Medicate Bolus	
Ferrum Phosphoricum	200		

PHARMACODYNAMICS

Arsenic Album

Indigestion, heartburn with burning. difficulty swallowing; with nausea & intense thirst vomiting simultaneous with diarrhoea. Scanty, dark, offensive stool with burning pain in anus, followed by great weakness; after eating or drinking.

Borax

Apthous ulceration of mucous membranes.

Bryonia Alba

Inflammation of breasts, with suppression of flow of milk. With cows: painful swelling of udder. Lumps, indurations and inflammation of mammae, with diminished or retarded secretion of milk. Also helpful in Abdominal pain, Acute back spasms, sciatica, Colic, Coughs, Fevers with Chills, Gas, heartburn, indigestion, Headaches, Flu with aches and pains, Sprains, pulled ligaments.

Echinacea purpurea

Echinacea is regarded as an immune system booster that fortifies the body's fight against cold and flu. Furthermore, it provides additional support to the immune system after an infection.

Ferrum Phosphoricum

It is used for the onset of infections and inflammations. The following are helped by it: colds that start slowly and may be accompanied by a nosebleed; slow-starting fever and dry, hacking coughs with chest pain; laryngitis; headaches.

Kali muriaticum

It is used to treat inflammation of the mucous membranes with a stringy discharge.

Mercurius Solubilis

The remedy is used for ulcers, particularly if they affect the gut as in ulcerative colitis; where there is diarrhoea with bleeding, and great straining to pass small amounts of mucus or blood.



DIASULE



INDICATION

Diasule helps in simple Diarrhoea.

Diasule helps in putrid Diarrhoea.

Diasule helps in Worminous Diarrhoea.

Diasule helps in Re-occurring Diarrhoea.

Diasule helps in Diarrhoea of long standing. Not Responding Treatment.

COMPOSITION :

Arsenicum Album	200
Cinchona Officinalis	200
Chamomilla	200
Merc Solubilis	200
Sulphur	200
In Equal Proportion Alcohol Content 12% v/v D/m Water Q.S.	

PRESENTATION :

100 ml

DOSAGE :

5 ml. three times a day. Or as per severity of infection or directed by Doctor.

PHARMACODYNAMICS

Arsenic Album

Indigestion, heartburn with burning, difficulty swallowing; with nausea & intense thirst vomiting simultaneous with diarrhoea. Scanty, dark, offensive stool with burning pain in anus, followed by great weakness; after eating or drinking. Frequent diarrhoea, with violent tearing cutting pains in the intestines. Constant diarrhoea. Diarrhoea, copious, involuntary, and painless. Violent watery diarrhoea. Odorless stools, similar to the diarrhoea after ingestion

China

The remedy is used for exhaustion following illness or extreme fluid loss. China is also given for fever, insomnia, gastric upsets, and headaches. Painless diarrhoea (yellow, watery, brownish, undigested).

Chamomilla

Has had a long career in medicine and has been used for all manner of disorders. In high concentrations the irritant can be toxic, prompting abdominal cramps and burning pains in the throat and stomach, vomiting of blood, diarrhea, kidney damage, convulsions, coma, and death.

Mercurius Solubilis

The remedy is used for ulcers, particularly if they affect the gut as in ulcerative colitis; where there is diarrhoea with bleeding, and great straining to pass small amounts of mucus or blood.

Sulphur

Digestive complaints that are helped by this remedy include a tendency to regurgitate food; indigestion that is worsened by drinking milk; vomiting and chronic diarrhoea that occur early in the morning.



CLINICAL TRIALS

DIASULE

TREATMENT OF CHRONIC DIARRHOEA IN EQUINE WITH HOMEOPATHIC DRUG (DIASULE) -A CASE REPORT

PARSANI, H.R.; CHANDEL, B.S. , HEMEN DAS, LATEEF, A. AND DADAWALA, A. I.

College of veterinary science and animal husbandry, sardarkrishinagar
Dantiwada agricultural university, sardarkrushinagar, gujarat

Abstract :-

Diarrhoea is unusually loose or watery stools. Equine develop chronic diarrhoea with loose 'cow pat' like dropping. Diarrhoea leads to dehydration, anemia and may be death. Present study report the successful treatment of three horses with a homeopathic drug (Diasule) (Goel Vet Pharma Pvt. Ltd., Chittorgarh, Rajasthan).

Keywords :-

Chronic Diarrhoea, Equine, Homoeopathic drug..

Introduction :-

Diarrhoea is also called loose motions. Diarrhoea is not itself a disease but can be a symptom of several diseases. Diarrhoea means there are frequent loose or liquid stools. Equine diarrhoea is a very common condition, which can affect horses of any age and breed. It is present when there is increased frequency of bowel movements in the form of large amount of soft loose dropping or colored liquid causing loss of fluids from the horse body. Chronic diarrhoea is normally of large intestinal origin resulting from some upset to the normal balance of the intestinal flora. It can follow stress such as the prophylactic use of antibiotics. It should also be remembered that the adult horse lose the ability to digest lactose when about 3 years old so that large intakes of milk sugar after thus time may cause diarrhoea. Chronic diarrhoea can also be prompted by parasitism mesenteric abscesses or some disorder of vital organs. Horses can develop a rapid onset form of acute diarrhoea or more long term chronic diarrhoea with loose 'Cow pat' like dropping. It can be caused by ingestion of certain feeds, microbial contamination of feed and/or water, viral infection and internal diseases, such as chronic liver disease, gastrointestinal ulcers, ingestion of sand food allergies and fungal toxins in feed, heavy worm burdens, bowel or organ cancers and drug induced diarrhoea (e.g. High dose of antibiotics). Diarrhoea is multi-etiological disorder in equine Viz. helminthes, bacteria, virus or digestive disorder. Diarrhoea in equine is very difficult to control in chronic cases which leads to dehydration, anemia, and loss of condition or may be lethal to death. Present manuscript describes the successful treatment of three horse suffering from non specific chronic diarrhoea.

Materials and Methods :-

Case history and treatment:

Case-1: Owner presented two horses at college clinic, Veterinary College Sardarkrishinagar Dantiwada Agricultural University, Sardarkrushinagar, Gujarat. One was mare which aged of 8 year old and one her foal of two year both having watery diarrhoea since last two month. Diarrheic faeces were completely watery greenish in colour with mucus and frequently they pass faeces with staining. Both animal antibacterial with sulfa (Bolus Pesulin, Cadila Zydus), lactobacillus were treated with orally anthelmintic (Fenbendazole) spore (Sporlac) and parentally with 3 liter fluid therapy but there is no improvements in diarrhoea. Clinical examinations revealed severe dehydration, Clinical faecal sample examination revealed negative for any parasitic infection as well as for bacteriological cultured examination. In college clinic both animals were treated with normal saline and temperature 100.0F, watery persistence diarrhoea. ringer lactate solution 4 liter daily with atropine sulfate 10 ml daily, antibiotics ceftriaxone 3 g intramuscularly for two days but there is no improvements then further two day along with fluid therapy metronidazole 400 ml intravenously given still no improvements in diarrhoea. Now both animals were treated with homoeopathic drug Diasule (Goel (Vet) Pharma, Chittorgarh, Rajasthan) 10 ml orally thrice a day. On day 6th post treatment of diasule, faeces consistency changed from watery to semisolid and on 11th day post treatment faecal pellet was passed by both animal and they started to take feed normally. Case-2: Owner from Khedbrama (Dist:- Sabarkhantha) presented a mare having chronic watery diarrhoea since last 3 month. History revealed animal treated with anthelmintics, antibacterial along with fluid therapy still no improvement in diarrhoea. Clinical examination revealed Temp. 100.2`f, sever dehydration partial of fed. Laboratory examination revealed negative for parasitic infection as well as for bacteriological cultured examination. Such mare treated with Diasule (Goel (Vet) Pharma, Chittorgarh, Rajasthan) 10ml orally thrice a day. On 7th day post post treatment of diasule faeces consistency maychange from watery to semi-solid and on 11th day post treatment faecal pellet passed by animal and animal started to take feed normally.

Conclusion :-

Diarrhoea in horses can be dangerous and difficult to treat. Most horse diarrhoea is short lived and cause little concern, but when the lining of gut is damaged and serious infection sets in horses can loose a lot of weight quickly and become permanently damaged. In equine, nonspecific treatment, but homoeopathic remedies Diasule (Goel (Vet) Pharma, diarrhoea may very difficult to control by routine Chittorgarh, Rajasthan) has been found to control diarrhoea successfully during the current study. So, homoeopathy may open new horizon for treatment of chronic watery diarrhea for equine practitioner and equine owner.

References :-

Curtis V, Cairncross S (2003). "Effect of washing hands with soap on diarrhoea risk in the community: a systematic review". The Lancet infectious diseases 3 (5): 275–81. Arnold BF, Colford JM (2007). "Treating water with chlorine at point-of-use to improve water quality and reduce child diarrhea in developing countries: a systematic review and meta-analysis". The American journal of tropical medicine and hygiene 76 (2): 354–64. Black RE (2003). "Zinc deficiency, infectious disease and mortality in the developing world". The Journal of nutrition 133 (5 Suppl 1): 1485S–9S. Uhnöo I, Svensson L, Wadell G (1990). "Enteric adenoviruses". Baillière's Clinical Gastroenterology 4 (3): 627–42. Mitchell DK (2002). "Astrovirus gastroenteritis". The Pediatric Infectious Disease Journal 21 (11): 1067–9. Hempel S, Newberry SJ, Maher AR, Wang Z, Miles JN, Shanman R, Johnsen B, Shekelle PG (2012). "Probiotics for the prevention and treatment of antibiotic-associated diarrhoea a systematic review and meta-analysis". JAMA: the Journal of the American Medical Association 307 (18): 1959–69. Rupnik M, Wilcox MH, Gerding DN (2009). "Clostridium difficile infection: new developments in epidemiology and pathogenesis". Nature Reviews Microbiology 7 (7): 526–36. Dans L, Martinez E (2006). "Amoebic dysentery". Clinical Evidence (15): 1007–13.



WORMISULE

COMPOSITION :

Chelone Glabra Q	1.5ml.	Mercurius Dulcis 6	1.2 ml.
Cina Q	1.5 ml.	Chenopodium A. Q	1.2 ml.
Embellia Ribes Q	1.2 ml.	Spigelia Anthelmintica Q	1.2 ml.
Teucrium Marum Q	1.2 ml.	Syrup base	Q.S., to make 100 ml.
Kalmegh Q	1.0 ml.	Alcohol Content	6%
Filix Mas Q	1.2 ml.		

INDICATION :

for expulsion of all types of worms

DOSAGE :

5 ml. three times a day. Or as per severity of infection or directed by Doctor.

PRESENTATION :

30 ml. Bottle.



STRESSZA

COMPOSITION :

Kali Phos	6x 3%w/v	Natrum Muriaticum	2x 5%w/v
Sulphur	6x 1%w/v	Natrum Carbonicum	2x 5%w/v
Belladonna	3x 3%v/v	Arsenicum Album	6x 5%w/v
Glonoinum	2x 6%v/v	Furified Water	Q.S.
Aconite Napellus	3x 4%v/v	Alcohol Content	12%v/v

INDICATION :

An Excellent stress relieve medicine for animal.

DOSAGE :

5 ml. three times a day. Or as per severity of infection or directed by Doctor.

PRESENTATION :

100 ml. Bottle.



THUJA CREAM

For External Use Only

COMPOSITION :

Thuja occidentalis Q 10% w/w
Cream base q.s.

DOSAGE :

Clean the area with lukewarm water, apply the cream liberally to the affected area and massage lightly, or as directed by the Doctor.

INDICATION :

for Warts, Bacterial Skin Infections and Cold Sores.

PRESENTATION :

50 g.



MARIGOLD+ PLUS CREAM

For External Use Only

COMPOSITION :

Calendula Officinalis Q 3.0%w/w
Echinacea Angustifolia Q 3.0%w/w
Millefolium Q 6.0%w/w
Cream base Q.S.

DOSAGE :

Clean the area with lukewarm water, apply the cream liberally to the affected area and massage lightly, or as directed by the Doctor.

INDICATION :

To reduce Inflammation, redness, cracks, wounds, cuts, sore nipple, ulcers.

PRESENTATION :

50 g.



THUJA WARTNIL VET KIT

A Remedy for natural removal of Warts
(A Complete Kit)

COMPOSITION (Thuja Cream)

Thuja occidentalis Q 10% w/w
Cream base q.s.
For External Use

DOSAGE :

Clean the area with lukewarm water, apply the cream liberally to the affected area and massage lightly, or as directed by the Doctor.

PRESENTATION :

50 g.

COMPOSITION (Wartnil Pills)

Causticum 200
Thuja Occidentalis 200
Total Medication 1%
In equal proportion to medicate globules

DOSAGE :

Large Animal : 4 Pills morning & evening
Small Animal : 2 Pills morning & evening
or as directed by the Doctor.

PRESENTATION :

50 g.



URIGO

For UTI Infections

COMPOSITION :

Cantharis	2X 2%v/v	Aconite Napellus	3X 1%v/v
Camphora	2X 1%v/v	Purified Water	Q.S.
Berberis Vulgaris	4X 3%v/v	Alcohol content	12%v/v
Equisetum Hyemale	3X 3%v/v		
Eupatorium Perfoliatum	3X 3%v/v		

INDICATION :

for UTI Infection, Pain during urination (Chinak).

DOSAGE :

5 ml. three times a day. Or as per severity of infection or directed by Doctor.

PRESENTATION :

100 ml. Bottle.



PentaVET FOR ANOREXIA

For Anorexia

COMPOSITION :

Calcarea Phosphorica	6 2ml.	Kali Phosphoricum	6 2ml.
Magnesium Phos.	6 2ml.	In Equal Proportion to	
Natrum Phosphoricum	6 2ml.	medicate tablet of 500 mg	
Ferrum Phosphoricum	6 2ml.		

INDICATION :

for anorexia

DOSAGE :

5 Tablet three times a day. Or as per severity of infection or directed by Doctor.

PRESENTATION :

100, 200 Tablets



ABORTIGO

For External Use Only

COMPOSITION :

Each 5 ml contains :

Aletris Farinosa	30 CH	30% v/v
Viburnum Opulus	30 CH	30% v/v
Sabina	30 CH	20% v/v
Sepia	200 CH	20% v/v
Alcohol Content		12% v/v
Vehicle : Aqua base		Q.S.

DOSAGE :

20 ml Twice a day or as directed by the physician.

INDICATION :

for prevention of abortion, threatened abortion and related complaints.

PRESENTATION :

200 ml



PROLAPSGO

For External Use Only

COMPOSITION :

Each 5 ml contains :

Lillium Tigrinum	200 CH	20% v/v
Podophyllum Peltatum	200 CH	20% v/v
Belladonna	1M	20% v/v
Aloe Socotrina	30CH	20% v/v
Murex Purpurea	30CH	20% v/v
Alcohol Content		12% v/v
Vehicle : Aqua base		Q.S.

DOSAGE :

20 Spray Twice a day or as directed by the physician.

INDICATION :

for treatment of pre partum and post partum prolaps

PRESENTATION :

100 ml



GOHEAL

A Remedy for natural removal of Warts
(A Complete Kit)

COMPOSITION :

Calendula Officinalis	Q	2%	Ledum Palustre	Q	2%
Echinacea Angustifolia	Q	2%	Excipients		Q.S.
Hypericum Perforatum	Q	2%	vehicle : Purified Water		

INDICATION :

For wounds due to any injury, FMD, Burns etc.

DOSAGE :

Spray Goheal on wounds as required, three times in a day or as directed by the Doctor.

PRESENTATION :

60 ml.



FERTIGO

INDICATION :

For increase in Conception Rate.
Maintain PH Level for increase Sperm Movement.
For Hormonal Balance after all.
For Tonicity of Genital Organs.

DOSAGE :

5ml. in a day or as directed by the doctor.

COMPOSITION :

Agnus Castus	200	10% v/v	Murex Purpurea	200	5% v/v
Sepia	200	10% v/v	Aurum Metallicum	200	10% v/v
Palladium	200	5% v/v	Alcohol Content		12% v/v
Borax	200	10% v/v	D/W		Q.S.
Apis Mel	200	10% v/v			

PRESENTATION :

30 ml.

PHARMACODYNAMICS

Aurum Met

The remedy is full of rheumatic affections, not unlike such as are found in old mercurial cases; rheumatic affections with swelling of the joints; affections of the cartilages and bone, inflammation of the periosteum; thickening and induration of the periosteum. All sorts of disturbances of the sexual organs

Apis Mellifica

Apis mel for symptoms of redness; swelling, stinging, itching, irritability and pain mostly stinging in ovaries.

Borax

The leucorrhoea of Borax is clear, copious and albuminous. Like all the other secretions of Borax, this too has an unnatural warmth or heat to it. Sterility. Distension in clitoris with sticking.

Sepia

One of the most important uterine remedy act specially on the portal system with venous congestion and stasis specially in women organism. Approved remedy on SEXUAL VIBALITY.

Murex Purpurea

The symptoms of female sexual organs are most prominent and have been clinically verified. Large cyst suppose to be connected with ovary.

Palladium

Uterine prolapsed and retroversion Subacute pelvic peritonitis with right sided pain and backache metrorrhagia, Cutting pain in uterus; relieved after stool. Pain and swelling in region of right ovary. shooting or burning pain in pelvis and bearing down relieved by rubbing. Soreness and shooting pain from nevel. Glairy leucorrhoea. Menstrual discharge while rusing. It is indicated in that gynecological condition where the disease had its infection in the right ovary, the uterine prolapsed and retroversion the subacute pelvic peritonitis and concomitant symptoms being secondary.

Agnus Castus

Scanty menses. Abhorrence of sexual intercourse. Relaxation of genitals, with metrorrhagia Agalactia with sadness Sterility. Leucorrhoea staining yellow; transparent Hysterical palpitation



EASE OF GIVING MEDICINE



EASY METHODS TO GIVE MEDICINE

Method 1



JUGGARY

+



5 ML MEDICINE

+



GLASS OF WATER

=



COW DRINKING WATER MIX

Please take some Juggary, water & 5 ml of medicine mix all and let animal drink the mixture.

Method 2



ROTI

+



5 ML MEDICINE

→



MEDICINE ON ROTI

=



ROTI TO COW

Please take Roti, drop 5 ml medicine on it as if ghee and give to the animal. Let animal eat the roti with medicine.

Method 3




SYRINGE OF 5 ML

+



FILL 5 ML MEDICINE

=



SPRAY ON TONGUE OF ANIMAL

Please take Syringe of 5 ml, fill it with Medicine spray it on the tongue or Nostrils of animal let animal taste the medicine

For Faster Relief & Quick Action of Medicine Please make sure that medicine must be touched through the tongue. Please do not increase the dose let decrease the time interval of medicine. you may give medicine to the animal within the interval of half an hour to one hour or as suggested by doctor.

Please Note that do not Drench the Medicine to the Animal, Let Animal Eat or Drink The Medicine.





CUSTOMER CARE
+91 81 91 006 007

FOR THE USE ONLY OF REGISTERED MEDICAL PRACTITIONERS OR A HOSPITAL OR LABORATORY



PIONEER OF HOMOEOPATHY IN VETERINARY SINCE 1977

Goel (Vet.) Pharma Pvt. Ltd.

REGD. OFFICE :

42/C, Pratap Nagar, CHITTORGARH-312001, Rajasthan, INDIA

E-mail : info@goelvetpharma.com

MARKETING OFFICE :

B-165,166, Major Dhyan Chand Nagar, DELHI ROAD, Meerut (U.P.)

OUR CHANNEL PARTNERS

PUNJAB

M/s Arun Medicine Chamber, 205, Model Town, Ludhiana.

HARAYANA

Narang Pharma, G.T. Road, Karnal

UTTRAKHAND

M/s Lucky Pharmaceuticals Railway Road, Roorkee.

LUCKNOW

M/s Raunak Sales & Marketing, F-103, Transport Nagar,
Kanpur Road, Lucknow.

BIHAR

M/s Bindu Agencies, Hazipur, Bihar

GUJRAT

M/s Dhanlaxmi Distributors, 47, Janta Super Market Near,
S.t. Stand, Mehasana (Gujrat)

MADHYA PRADESH

M/s Tomar Homoeo Agency, Gwalior

FOLLOW US ON

www.goelvetpharma.com

Download Mobile App

